



NEBRASKA
Good Life. Great Opportunity.

Nebraska Department of Banking and Finance

2017 Annual Report

Pete Ricketts, Governor
Mark Quandahl, Director



Annual Report

July 1, 2016 - June 30, 2017

NEBRASKA

Good Life. Great Opportunity.

DEPARTMENT OF BANKING
AND FINANCE

1526 K Street | Suite 300 | PO Box 95006 | Lincoln, NE 68508
Main Office: (402) 471-2171
Consumer Hotline: (877) 471-3445
ndbf.nebraska.gov

Table of Contents

Overview	3
Vision	3
Mission Statement	3
Department Staff	4
Director's Message.....	5
Year in Review	7
Department Budget & Funding	14

Financial Institutions Division

General Information

State-Chartered Institutions & Licensees/Registrants by the Numbers	15
Activity by the Numbers	15
Activity by the Institution	15
Financial Institutions Total Resources	17

Banks

State-Chartered Banks	20
-----------------------------	----

Historical Data

State-Chartered Banks.....	34
----------------------------	----

Registered Bank Holding Companies	35
--	----

Commercial Bank Members of the Federal Reserve System	40
--	----

Trusts

State-Chartered Banks Authorized to Operate with Trust Powers	41
--	----

Credit Unions

State-Chartered Credit Unions	42
-------------------------------------	----

Consumer Lending

Delayed Deposit Services Businesses	43
Installment Loan Companies	46
Sales Finance Companies	47
Money Transmitter Licensees	51
Mortgage Bankers	54

Bureau of Securities

General Information

Licensees/Registrants by the Numbers	65
New Registrations	65
Loan Brokers	65
Enforcement Actions	65
Securities Registrations and Exemptions	66

Historical Data

Securities Act Cash Fund Status	67
Issuer Applications	67
Registration of Broker-Dealers and Agents	67

Appendices

A. Department Leadership Through the Years.....	68
B. Historical Data–State Chartered Banks 1897 to present	69
C. Credit Union Comparative Statement	72
D. State Chartered Trust Company Comparative Statement	74
E. DDS Financial Statement	75
F. Historical Data – Securities Act Cash Fund Status 1939 to present.....	76
G. Historical Data – Issuer Applications 1939 to present	78
H. Historical Data – Broker-Dealers and Agents 1939 to present	79

Department Overview

The Department of Banking was created by Nebraska legislators to regulate state-chartered banks and other financial industries within the state. In 1939, regulation of state securities laws was also placed under the jurisdiction of the Department of Banking. Today, the Nebraska Department of Banking and Finance regulates and supervises various financial industries on behalf of the State of Nebraska and its residents.

Our Vision

The Department's Vision is to make Nebraska the most trusted financial home for people and businesses.

Our Mission

Our mission is to protect and maintain the public confidence through the fair, efficient, and experienced supervision of the state-regulated financial services industries; to assist the public in their dealings with those entities; to assist those whom we regulate in a manner which allows them to remain competitive, yet maintain their soundness in compliance with the law; to fulfill our statutory responsibilities with regard to all licensees and registrants; and to investigate violations of the laws and cooperate with other agencies in seeking a timely resolution of problems and questions.

What We Do

Our agency serves the citizens of Nebraska through our various duties. Our field staff examines state-chartered financial institutions and other state-licensed industries to ensure sound operations and compliance with state laws. We register securities offered in Nebraska, business opportunities, investment advisors and broker-dealers. Our staff also investigates securities violations and consumer complaints against state-chartered or state-licensed entities.

The Nebraska Department of Banking and Finance is an agency in the executive branch of the state under the direct supervision of the Governor. The Director of Banking and Finance is appointed by the Governor. We draw no funds from the General Fund of Nebraska; our agency is funded entirely by the industries we regulate. Our agency is comprised of two divisions - Financial Institutions and Bureau of Securities. Together these two divisions regulate several different financial industries. Listed are the various industries regulated by each section.

Financial Institutions

- State-chartered banks, credit unions, savings & loans, and trust companies
- Mortgage lenders
- Consumer lenders (installment loan companies, sales finance companies, and loan brokers)
- Money transmitters
- Delayed Deposit services (also known as payday lenders)

Bureau of Securities

- Securities registrations and exemptions
- Broker-dealers and agents
- Investment advisors and representatives
- Business opportunities (also known as franchise filings)
- Seller-assisted marketing plans and consumer rental purchase agreements
- Nebraska Commodity Code

2017 Department Staff

DirectorMark Quandahl

Financial Institutions Division

Deputy Director Kelly Lammers

Review Examiners..... Jean Angell*

Darcy Bailar

Gregory G. Freese

Nick Lenzen

Kent W. Plummer

Capital Markets Examiner Specialist.....Darren Davis

BSA Examiner Specialist.....Jaunita Koerner

Tony Kriz II*

IT Examiner Specialist.....Rachel Newell

Trust Examiner Specialist..... Ted Hall

Omaha District Bank Examiners

James P. McTygue, Supervising Examiner

Chelsea Hayes

Patrina Herring

Jose Salinas

Cassidy Stork

Shannon Van Houten

Elijah Vosler

Joshua West-Lesher

Gregory Barta*

Matthew Brantz*

Paul Carpenter*

Lincoln District Bank Examiners

Mike Cornelius, Supervising Examiner

Emily Calvert*

Alexis Fudge

Chris Malsam

Jaclyn Monaghan*

Brian Nielsen

Steven D. Schepers

Kearney District Bank Examiners

Michael Miller, Supervising Examiner

Taylor Copp

Rhonda Johnson

Michelle Lindner

Lincoln Mohler

Perry T. Neill

Matthew Van Pelt

Consumer Credit Examiners

Scott Peter

Jeff Peterson

John Pohlen

Isaac Schlautman*

Administrative Assistants.....Bobbi Alexander

Kathy Sparks

Staff Assistant.....Alex Rouse

Bureau of Securities

Deputy Director..... Claire McHenry

Legal Counsel.....Mike Cameron

Investigation & Compliance (Investigations)

Unit Supervisor..... Thomas A. Sindelar

Investigation & Compliance (Registration & Compliance)

Unit Supervisor.....Rodney R. Griess

Examiners..... Alfred Berchtold

Jackie L. Walter

Rod Kriz

Securities Analysts..... Cathy Jones

Stevan Vasic

Grant Keeler*

Staff Assistants.....Cherryll Batty

Brittany Ebaugh

Heather Bates*

Ashlee Smith*

Legal Division

General Counsel..... Patricia A. Humlicek Herstein

Legal Counsel-Financial Institutions..... Michael McDannel

Legal Counsel-Consumer Finance.....Morgan Lorenzen

Senior Staff Attorney..... Tag Herbek

Staff Attorney..... Kate Gatewood

Paralegals..... Trish Burtwistle

Cindy Faris

Administrative Assistant Terri Behl

Lou Meisinger*

Staff Assistant. Debbie Yost

Business/Accounting Division

Business Manager..... Margo Sawyer

Accountant..... Jeff Rardin

Michelle Rogers*

Lindsey O'Neil*

Accounting Clerk/Receptionist.....Julie Foral

Human Resources Division

Human Resources Manager.....Jill Hobbie

Personnel Officer.....Susie Voecks

Information Systems Division

Information Technology Supervisor.....Mike Fabry

Infrastructure Support Analyst Senior.....James Wassinger

Phuong Dinh*

Infrastructure Support Analyst Joe Velasquez

Chris Voss*

IT Database Analyst Steve Covert

*Left employment during fiscal year

Director's Message



Mark Quandahl, Director

The Nebraska Department of Banking and Finance is doing good and important work on behalf of Nebraskans and the financial industries we serve.

The Department's team is always striving to improve our systems to better assist the citizens of the State of Nebraska, as was the case in Fiscal Year 2017.

Department team members Greg Freese and Cathy Jones were recognized by their peers as recipients of the 2017 Excellence in Leadership Awards. Greg received the award because of his innovative and forward thinking leadership. In addition to his current review examiner duties, in 2017, Greg took over the Bank Examiner Scheduling process when the previous scheduler retired. Cathy was saluted for her leadership by example and effective communication. Cathy coordinated, implemented, and presented investor and financial education forums to a wide audience. Cathy and Greg will be recognized at Governor Ricketts' Excellence in Leadership Ceremony and Reception in November.

During 2017, we recommitted to the State's and Department's Visions and Missions:

Department Vision: To make Nebraska the most trusted financial home for people and businesses.

Department Mission: Maintain the public confidence in the financial industries of Nebraska.

Nebraska's Vision: Grow Nebraska

Nebraska's Mission: Create opportunity through more effective, more efficient and customer focused state government.

The 2017 Annual Report chronicles the efforts of the Department's Financial Institutions Division and Securities Bureau from July 1, 2016 to June 30, 2017.

How did we do in realizing the Vision and Mission of Nebraska and the Department in 2017? You be the judge.

In addition to performing our statutorily required activities of reviewing countless securities filings, exemption requests, mergers, charter conversions, branch operations, name changes, control changes, approving directors and executive officers of financial institutions, conducting examinations of financial institutions, holding companies, expeditiously executing licensing and registration duties, initiating and pursuing investigations and enforcement actions for violations of state law, the Department in 2017:

Department's 2017 Report Card

Reduced Regulatory Complexity

Reviewed, updated and revised Banking Act of Nebraska

- First comprehensive update to Banking Act since 1964

Reviewed, updated and revised Securities Act of Nebraska

- First comprehensive update to Securities Act since 1965

Revised and updated Securities Rules

- First comprehensive update to rules in 15 years

Improved Efficiency and Effectiveness

Process Improvement

- Shared resources - Process Improvement Coordinator with Department of Insurance
- Revised Department mail process, Executive Officer Licensing process, consolidated space and reallocated phones resulting in over \$75,000 in savings
- All employees received Lean Six Sigma Process Improvement Training

Instituted Alternative Work Site (Telecommuting) for eligible employees

- More efficient use of time

Relocated Omaha Field Office to Omaha State Office Building

- More efficient use of resources – reduced real estate footprint 50%

Public Safety

Provided in-person consumer and industry educational events to hundreds of Nebraskans and Nebraska businesses

Improved Customer Service

Reviewed and updated Strategic Plan for Department of Banking and Finance

- Revised, restated and recommitted to Department Vision and Mission
- Supervision by the Department (Nebraska State Charter) continues to be the preferred means of regulation chosen by 88% of the banks in Nebraska

85% of Department's Customers agree they were treated fairly and objectively*

*Combined results from 41 post-examination surveys for Nebraska state supervised Securities, depository and non-depository institutions from July 1, 2016 through June 30, 2017

The Department welcomes your suggestions on how we can improve our systems to provide even better and faster service in the future. Let me know how **you** think the Nebraska Department of Banking and Finance is doing. Mark Quandahl mark.quandahl@nebraska.gov, 402.471.2171

A Year In Review



FINANCIAL INSTITUTIONS

Kelly Lammers, Deputy Director

This past year I have had the extreme pleasure to talk with banks, credit unions, DDS businesses, industry, students and others about the Department, typically providing variations of answers to the question, “what’s new?” Without attempting to sound like the movie, “Back to the Future,” I have come to realize there are two variations of new. The new that means we have never done this before and then, the new that means new people are using new technology to review an old challenge.

Just as no-till changed farming and poured cement walls changed construction, technology and financial solutions are changing regulatory practices. While technology enables speed, speed alone does not answer everything that makes up a regulatory office. We have implemented Lean Six Sigma communication tools with names like huddles, swim lanes and dashboards to identify and track our workflows and to identify periodic process bottlenecks. Following every bank, credit union, DDS and small loan examination we ask for feedback in the form of a Post Examination Survey.

Thanks to those surveys, we have implemented changes in our examination announcement process and we are reviewing our pre-exam request list. We decreased the square footage of our Omaha office space, while enhancing our technology foundation by providing each mobile employee with cell phone, multifactor VPN, and email service. We updated examination standards in the credit union and mortgage-lending areas to risk focus our sampling processes and updated the delayed deposit services examination rotation, increasing oversight of those with high violation counts. We are asking banks and credit unions if portions, or in some cases all, of the examination can be efficiently completed remotely. Up to now, bringing examiners and information together required examiners driving 15 - 20% of their work time.

When explaining the regulatory process, I often compare financial regulation to being a referee. The job should not require slowing the game often, however, on occasion the striped shirt on the field relies on the entire regulatory support process to provide an instant replay or the quick reference to a

historical fact. At NDBF our office is a team, and we work to recruit, recognize, and retain all of those talents and collectively maintain and protect the public confidence in the Nebraska financial industry. While travel may not be a demand of all of our NDBF jobs, work-life balance is simply a challenge with today's busy schedules. Examiners have the option, when the job enables, to work from home, completing their examinations, phone calls, emails and documentation responsibilities without the commute considerations. As measured by surveys following our examinations, we are delivering effective, efficient, customer-focused state government, and yet we realize that with appropriately utilized technology and leveraging of talents, we can do even better.

Nebraska State Chartered Bank assets as of June 30, 2017 reflected a 5.47% annualized growth to a record \$42 billion in assets, employing 8,037 employees. Growth is not limited to banks, with growth also evident in mortgage bankers, mortgage loan originators, money transmitters and other charters and licenses detailed throughout this Report. Generally, the business of moving money, storing money and lending money is rapidly changing with tremendous value placed on traditional skills such as lending, underwriting, reconciling, technical writing, and monitoring.

What is new at the Department of Banking? Record levels of assets and licenses under supervision, record non-core funding of loan types, updated use of technology, planned process improvement and a commitment to work-life balance will be our focus. Technology offers speed to information and in some cases, the death to distance, yet technology does not replace our reliance on trained dedicated employees.

What is not new is the Department's commitment to continually seeking more effective, efficient and customer-focused ways to accomplish our mission of maintaining the public confidence in Nebraska Financial Institutions.

Deputy Director:
Kelly Lammers
kelly.lammers@nebraska.gov
402.471.2171



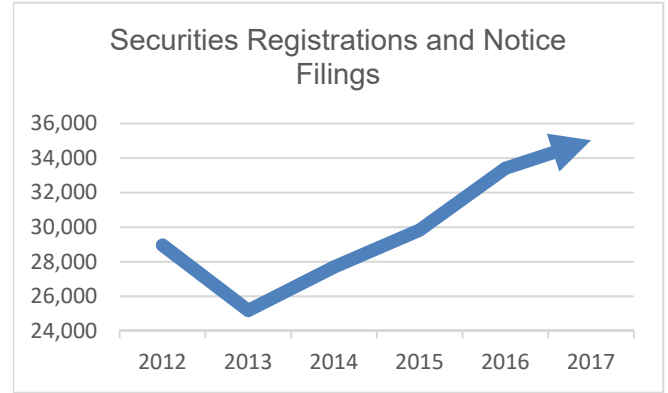
BUREAU OF SECURITIES

Claire McHenry, Deputy Director

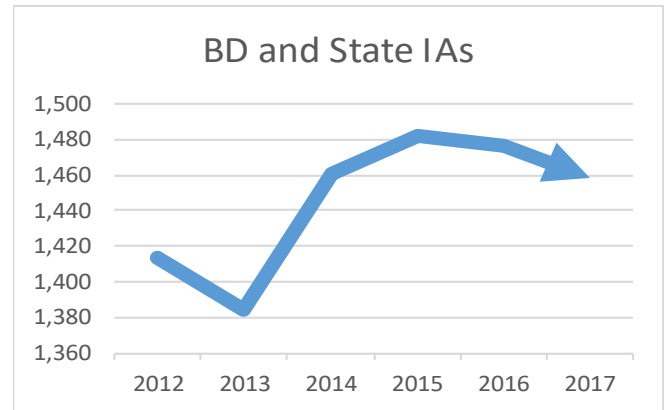
The Bureau of Securities made many positive developments during the 2017 fiscal year to increase our customer service, protect the public, reduce red tape, and make ourselves accountable and transparent to the public. The Bureau administers and enforces the Securities Act of Nebraska (“Act”), as well as several other consumer and business protection statutes, to protect investors and promote fair and efficient markets in Nebraska. Strong state securities regulation is essential to maintaining a stable securities industry, protecting the public from illegal operations, and encouraging the formation of capital and the creation of new jobs in Nebraska.

The Act provides for the registration or exemption of securities, licensing of firms and individuals, examination of licensed firms, and enforcement of the Act through administrative, civil, and criminal actions. This is possible due to the hard work and dedication of the Bureau’s assistants, analysts, examiners, investigators, and legal staff.

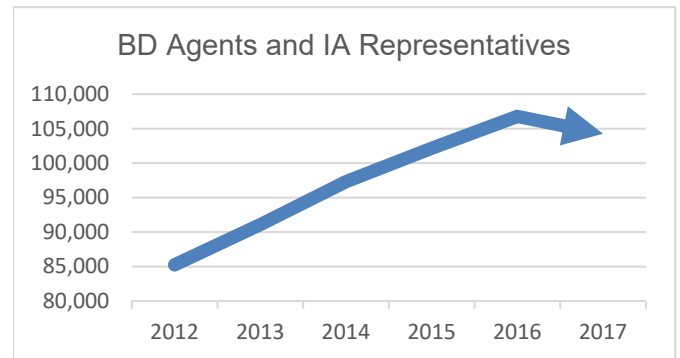
During FY 2017, the Bureau:



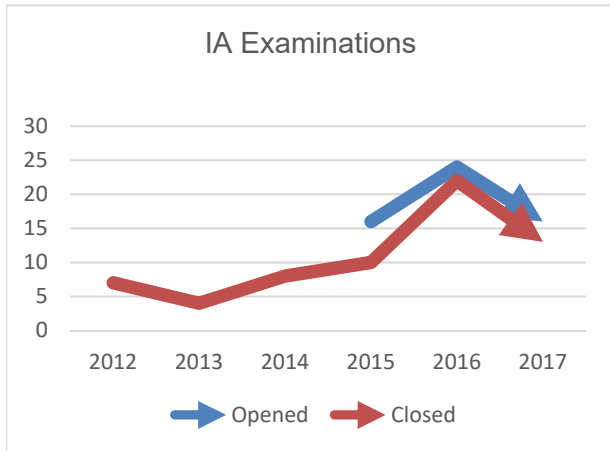
Processed 35,035 securities registration and notice filings.



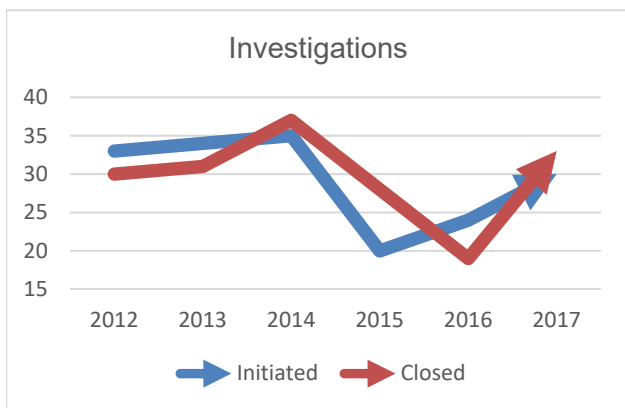
Provided oversight for 1,458 broker-dealer firms and state-registered investment adviser firms.



Provided oversight to over 107,435 Nebraska-registered broker-dealer agents and investment adviser representatives.



Opened 16 investment adviser examinations and closed 13 investment adviser examinations and remains on target for its three-year examination cycle of state-registered investment advisers; and



Initiated 30 new investigations and closed 33 investigations.

The Bureau remains a net contributor to the General Fund of the State of Nebraska. In FY 2017, the Bureau's expenditures were \$1,475,595, and the revenue collected was \$26,892,788, primarily from registration and licensing fees. The Bureau transferred \$30,000,000 from the Securities Act Cash Fund to the General Fund. Since 2000, the Bureau has transferred over \$353,000,000 to the General Fund.

A priority for the Bureau in FY 2017 was to increase its outreach to the securities industry and investors. In FY 2017, the Bureau conducted six events for the industry and reached approximately 675 people.

The Bureau collaborated with a variety of organizations to provide licensed firms, attorneys, and compliance personnel with information about the Bureau, the Act and rules, trends and priorities, and best practices.

Industry outreach assisted the Bureau in increasing its transparency and accountability to the securities industry.

The Bureau also conducted eight investor education events and reached approximately 600 Nebraskans. The Bureau partnered with other Nebraska agencies and collaborated with private organizations to teach the public about safe investing and avoiding investment fraud. Additionally, the Department has made it easier to schedule an outreach event by allowing the public to request a speaker through the Department's website (<https://ndbf.nebraska.gov/about/request-speaker>).

The Bureau worked to protect Nebraska's growing senior population through a two-prong strategy. First, the Bureau has taken action to teach senior investors about how to protect themselves. Six of the investor education events focused on senior investor protection. Second, the Bureau has also taken steps to educate the financial industry. Financial advisers are in a position to play a key role in stopping financial exploitation. The North American Securities Administrators Association and the Maine Council for Elder Abuse Prevention developed a program called SeniorSafe that trains financial professionals on how to detect and report potential elder financial abuse. Based on the success of the program in other states, the Bureau tailored the program for Nebraska financial firms and professionals and has trainings scheduled in FY 2018.

The Bureau saw a number of legislative and regulatory changes in FY 2017. Adopted during the 104th session, LR 431 directed the Department to conduct an interim study on whether the Act should be updated. The Department gathered a working group that included members of the industry, Banking, Commerce and Insurance Committee members and their staff, and Department staff. The working group met on a monthly basis to discuss amendments and propose language. The interim study resulted in LB 148

which incorporated the recommendations of the working group. The Governor approved the bill on April 27, 2017 and it became effective on August 24, 2017.

The Bureau completed a comprehensive review of its rules and regulations under the Act. Amendments to the rules reflect technical changes, elimination of unnecessary or burdensome regulations, increased uniformity, and a strengthening of investor protection. The Bureau conducted a public hearing on the proposed amendments on August 10, 2016. The Governor approved the rules on May 31, 2017 and they became effective on June 5, 2017. To assist state-licensed investment advisers in complying with the new rules, the Bureau will host a compliance seminar on August 17, 2017 to describe the rulemaking process, significant changes in the rules, and best practices for compliance. Attendees at the seminar had the option of attending in person or, for the first time via webinar. The webinar proved to be a popular option, especially for firms that were unable to travel to the Department, and the Bureau will continue to leverage technology to facilitate providing information to the public.

The Bureau has engaged in vigorous enforcement of the Act. In 2017, one person was convicted of securities fraud in three counties and sentenced to jail time and probation and ordered to pay restitution. The convictions are the result of the Bureau's investigations and referrals to prosecutors. In 2016, the Bureau, with the assistance of the Nebraska Attorney General's Office, initiated emergency civil proceedings against an investment adviser alleging violations of the Act and misappropriating client funds. The matter resulted in a temporary restraining order, asset freeze, and appointment of a receiver. The

Bureau provided assistance to the receiver in identifying victims and providing restitution to clients. Also in FY 2017, the Department issued three cease and desist orders directing firms and individuals to cease offering and selling unregistered securities and acting as unlicensed broker-dealers in Nebraska.

Deputy Director:
Claire McHenry
claire.mchenry@nebraska.gov
402.471.2171



LEGAL DIVISION

Patricia A. Humlicek Herstein General Counsel

The 2017 Legislative Session was history making for state-chartered financial institutions and the securities industry. The Nebraska Banking Act, related credit union laws, and the Securities Act of Nebraska were comprehensively reviewed and revised.

In 2016, then Banking, Commerce and Insurance (BCI) Committee Chair Jim Scheer introduced Legislative Resolution 430, proposing to study whether the Nebraska Banking Act should be updated. Senator Scheer gathered legislators, BCI committee staff, banking and credit union industry professionals and Department of Banking and Finance (NDBF) staff into a working group, and led a seven-month section by section review and redrafting of the Act. LB 140 was the product of the LR 430 study committee and reflected its goals: reducing regulatory complexity and carefully updating the Act to reflect the current banking environment, while protecting consumers and preserving the public confidence in the financial institutions of Nebraska.

LB 140 was introduced by Senator Matt Williams, Vice Chair of BCI, who participated in the working group. The bill consisted of a combination of new sections, repealed sections, and amendments of existing sections of the Banking Act. Among its provisions, LB 140 authorizes an increase in the maximum number of a bank board of directors from 15 to 25; prohibits bank-affiliated individuals from being paid a higher rate of interest on deposits than paid by the bank for similar deposits and provides that a violation is a Class IV felony; allows financial institutions, in a state of emergency, to open a temporary office to conduct business for up to 30 months; authorizes the Department to provide for the electronic filing of certain bonds; repeals a registration requirement for banks making personal loans; and clarifies merger and acquisition procedures.

The Legislature incorporated three other bills into LB 140: LB 196, introduced by Sen. Joni Craighead at the request of NDBF, which provides an annual update of the equal rights laws for state-chartered depository financial institutions with their federal counterparts, and LB 341 and LB 454, introduced by current BCI Chair Sen. Brett Lindstrom, who participated in the LR 430 working group. These bills allow for an opt-out of licensing requirements for bank executive officers and credit union loan officers, respectively.

Governor Pete Ricketts signed LB 140 into law on March 29, 2017. With the exception of the three sections amended by former LB 196, which carried the emergency clause and became effective March 30, 2017, LB 140 carries an effective date of August 24, 2017.

Many thanks to the LB 140 working group participants: Speaker Jim Scheer and his staff member, Spencer Head; BCI Chair Brett Lindstrom and his staff, Tim Duey and Randi Scott; BCI Vice Chair Matt Williams and his staff member Jeremiah Blake; BCI Committee Counsel Bill Marienau, BCI Committee Clerk Jan Foster; industry participants, including Brad Koehn,

Christopher Buller, Mark Hesser, Brandon Luetkenhaus, Scott Sullivan, Jerry Stilmock, Bob Hallstrom, Kurt Yost, and Julia Plucker, legal finance professionals David Routh and Jonathan Wegner; and NDBF staff, including Mike McDannel, Kelly Lammers, and Terri Behl. Neal Nelson with the Bill Drafter's office provided valuable assistance throughout the process.

The Securities Act of Nebraska was updated through a similar working group process. LB 148, introduced by Senator Paul Schumacher, was the product of Legislative Resolution 431 from the 2016 Legislative Session. LR 431 was introduced by Speaker Scheer. The working group focused on reducing regulatory complexity and encouraging capital formation in Nebraska while maintaining and enhancing investor protections. LB 148 amended the definitional section of the Act, provided fixed dates for cross-referenced federal acts and regulation, clarified the authority of NDBF and the requirements for issuers registering securities, and updated a number of the exemptions from registration under the Act.

The Senators, legislative staff, BCI Committee staff, and the Bill Drafter who worked on LR 430/LB 140 also gave their time to the LR 430 working group, so their work is doubly appreciated. Many thanks also to the legal professionals in the securities field who contributed their time and expertise, including Bart Dillashaw, Jeff Schaffart, Todd Richardson, and Mike Palleson. Jack Herstein, the former Assistant Director of the Securities Bureau was actively involved, as well as current NDBF staff Claire McHenry, Mike Cameron, Morgan Lorenzen, and Terri Behl.

NDBF proposed amendments to other regulatory Acts under its jurisdiction. Senator Lindstrom introduced LB 184, LB 185, and LB 186 on the Department's behalf. All three bills were passed by the Legislature; all carry an effective date of August 24, 2017.

- LB 184 amended the Nebraska Loan Broker Act to exclude bank holding companies from the definition of loan broker, and to update the notice and "cooling off period" provisions of the Act.

- LB 185 adopted identical amendments to three consumer finance related Acts—the Nebraska Money Transmitters Act, the Nebraska Installment Sales Act, and the Nebraska Installment Loan Act. The amendments provide that the Department may classify license applications, which are incomplete and have failed to respond to one or more deficiency notices from the Department for 120 days or more, as abandoned. Once an application is deemed abandoned, the Department has the authority to issue a Notice of Abandonment of the application in lieu of formal administrative proceedings to deny the application.

- LB 186 amended the provisions of the Nebraska Money Transmitters Act relating to licensee surety bonds. Prior law tied increases in a licensee's bond to the number of Nebraska locations it maintained. The amendment now ties the calculation of the bond amount to the volume of the licensee's money transmitter transactions in Nebraska rather than locations.

On the Rules front, comprehensive amendments to the rules promulgated under the Securities Act of Nebraska were completed in June 2017, with 33 of the 42 chapters in Title 48 of the Nebraska Administrative Code revised. NDBF will be reviewing all of its rules in the upcoming fiscal year.

General Counsel:
Patricia A. Humlicek Herstein
patricia.herstein@nebraska.gov
402.471.2171

Department Budget & Funding

Fiscal Year July 1, 2016 – June 30, 2017

The Department is fully funded by fees received from the industries it regulates. Fees are deposited in two funds with one used for supervision by the Financial Institutions Division and the other by the Bureau of Securities.

The Financial Institutions fund receives most of its revenue from an annual assessment based on assets and examination fees. The Bureau of Securities is funded through fees from the registration of securities and the licensing of securities industry personnel.

Financial Institutions	
Revenues	
Beginning Balance	2,473,424
Banking & Trust Companies	4,183,697
Credit Unions & Savings and Loan	101,846
Mortgage Lending	878,413
Money Transmitters	39,750
Delayed Deposit Services	115,902
Consumer Lending	94,595
Total Revenues for Fiscal Year	5,414,202
Expenditures	
Employee Salaries & Benefits	4,367,829
Operating Expenses	1,000,311
Capital Expenditures	22,256
Total Expenditures for Fiscal Year	5,390,397
Ending Balance	2,497,228
Enforcement Actions	
Costs collected from enforcement cases	25,100
Monies secured for the School Fund	72,750

Bureau of Securities	
Revenues	
Beginning Balance	18,356,600
Securities and Registration Fees	20,680,821
Private Offering Fees	90,800
Broker-Dealer/Broker-Dealer Agents/Investment Adviser Fees	5,752,765
Interest Income	355,165
Cost of Investigations	10,000
Miscellaneous	3,237
Total Revenues for Fiscal Year	26,892,788
Expenditures	
Employee Salaries & Benefits	1,129,087
Operating Expenses	335,680
Capital Expenditures	10,828
Total Expenditures for Fiscal Year	1,475,595
Contribution to State	
Monies transferred to the State of Nebraska General Fund	30,000,000
Ending Balance	13,773,793
Enforcement Actions	
Fines/Penalties	0

Financial Institutions Division

By the Numbers

Numbers include main offices only.

Financial Institutions	6/30/2012	6/30/2013	6/30/2014	6/30/2015	6/30/2016	6/30/2017
State-Chartered Banks	174	175	171	167	163	158
Savings & Loan Associations	1	1	1	1	0	0
Credit Unions	18	17	17	14	14	13
Trust Companies	3	3	3	3	4	4
Delayed Deposit Services	110	104	100	99	87	80
Installment Loan Companies	11	10	10	10	10	13
Sales Finance Companies	111	112	122	128	94	139
Mortgage Bankers	296	319	319	332	353	374
Mortgage Loan Originators	1,130	1,550	1,761	2,108	2,693	3,396
Money Transmitters	N/A	N/A	62	73	83	93

Activity by the Numbers - Fiscal Year 2017

Conversion to State-Chartered Bank	3	Loan Production Office Notices Received	4
Bank Mergers Approved	7	Bank Branch Relocations Approved	6
Credit Union Mergers Approved	0	Name Changes	1
Bank Branch Acquisitions Approved	0	Bank Closings	0
New Bank Branch Offices Approved	7		

Activity by Institution – Fiscal Year 2017

Conversion to State-Chartered Bank

Former Institution	Current Institution	City	Date of Conversion
First National Bank Northeast	First Northeast Bank of Nebraska	Lyons	12/12/2016
Siouxland National Bank	Siouxland Bank	South Sioux City	6/12/2017
Madison County Bank	Madison County Bank	Madison	6/12/2017

Bank Mergers

Institution	Bank Acquired	Approved
Cornerstone Bank, York, NE	The State Bank of Hildreth, Hildreth, NE	9/16/2016
Farmers and Merchants Bank, Milligan, NE	Farmers and Merchants State Bank of Cawker City, KS	9/21/2016
Sandhills State Bank, Bassett, NE	Bank of Keystone, Keystone, NE	10/28/2016
Cornerstone Bank, York, NE	Murray State Bank, Murray, NE	11/15/2016
Farmers State Bank, Dodge, NE	Farmers State Bank Spencer, Spencer, NE	2/1/2017
Access Bank, Omaha, NE	Bank of Nebraska, LaVista, NE	3/24/2017
Pinnacle Bank, Lincoln, NE	AmFirst Bank, McCook, NE	5/2/2017

Credit Union Mergers		
Institution	Credit Union Acquired	Approved
None		

Branch Acquisitions			
Institution	City	Branch Acquired	Approved
None			

Loan Production Office Notices Received			
Institution	City	Location	Date Received
FirstTier Bank	Kimball	Greeley, CO	12/16/2016
World's Foremost Bank	Sidney	Gainesville, VA	2/22/2017
Foundation One Bank	Waterloo	Omaha, NE	4/4/2017
Core Bank	Omaha	Overland Park, KS	4/24/2017

Move of Charter and Main Office – Same City		
Institution	City	Approved
First State Bank	Lincoln	11/18/2016

New Bank Branch Offices

Institution	City	Branch Location	Approved
First State Bank Nebraska	Lincoln	Beatrice	8/5/2016
Frontier Bank	Omaha	Lincoln	8/18/2016
Pinnacle Bank	Lincoln	Humphrey	8/25/2016
State Bank of Table Rock	Table Rock	Tecumseh	11/7/2016
First Central Bank McCook	McCook	Curtis	12/2/2016
FirsTier Bank	Kimball	Broomfield, CO	2/9/2017
Cedar Rapids State Bank	Cedar Rapids	Spalding	6/30/2017

Bank Branch Office Relocations

Institution	City	Branch Relocation	Approved
Pinnacle Bank	Lincoln	Osceola	7/1/2016
Bank of Keystone	Keystone	Hyannis	10/27/2016
First State Bank	Gothenburg	Omaha	10/27/2016
Homestead Bank	Cozad	Howells	12/6/2016
Pinnacle Bank	Lincoln	Humphrey	4/13/2017
F&M Bank	Falls City	Falls City	5/18/2017

Name Changes

Prior Name of Institution	Current Name	City	Approved
Farmers Bank of Cook	Mainstreet Bank	Cook	6/1/2017

Bank Closings

Name of Institution	Location	Date Closed
None		

New Trust Company

Institution	City	Approved
None		

Financial Institutions Total Resources

Institutions	Number 6/30/2016	Number 6/30/2017	Assets 6/30/2016	Assets 6/30/2017	Gain (Loss)
State-Chartered Commercial Banks	163	158	\$39,912,461,000	\$42,098,630,000	\$2,186,169,000
Credit Unions	14	13	\$736,248,553	\$737,381,436	\$1,132,883
Trust Companies	4	4	\$5,431,053,000	\$6,195,522,000	\$764,469,000

State-Chartered Commercial Banks' Aggregate Balance Sheet

	6/30/2015	6/30/2016	6/30/2017
Number of Institutions	167	163	158
Number of Employees	7,343	7,742	8,037
<i>ASSETS: (Dollar amounts in thousands)</i>			
Non-Interest Bearing Balances	725,731	698,008	779,430
Interest Bearing Balances	1,120,986	1,571,016	1,096,710
Securities	6,828,911	6,678,652	6,728,180
Federal Funds Sold & Securities Purchased to Resell	167,715	124,409	116,307
Loans and Leases	27,191,469	29,736,541	32,217,690
Allowance for Loan Losses	371,836	429,718	502,331
Loan and Leases, Net	26,819,633	29,306,823	31,715,359
Assets held in Trading Accounts	0	129	13
Premises and Fixed Assets	468,156	494,049	529,792
Other Real Estate Owned	53,994	37,827	27,787
Intangible Assets	197,544	197,481	220,912
Other Assets, Net	782,364	804,067	884,140
Total Assets & Losses Deferred	\$37,165,034	\$39,912,461	\$42,098,630
<i>LIABILITIES: (Dollar amounts in thousands)</i>			
Deposits			
Domestic Non-Interest Bearing Deposits	3,986,419	4,194,017	4,526,835
Domestic Interest Bearing Deposits	23,425,805	24,715,045	26,019,418
Total Domestic Deposits	27,412,224	28,909,062	30,546,253
Federal Funds Purchased & Securities Sold	444,351	429,715	445,876
Other Borrowed Money	5,102,799	6,071,407	6,187,842
Mortgage Indebtedness	0	0	0
Notes and Debentures	0	0	0
Other Liabilities	259,732	258,267	255,890
Total Liabilities	\$33,219,106	\$35,668,451	37,435,861
<i>EQUITY CAPITAL</i>			
Perpetual Preferred Stock	3,300	3,300	23,300
Common Stock	125,727	126,728	124,717
Surplus	1,901,852	2,005,635	2,108,891
Undivided Profits	1,915,049	2,108,347	2,405,861
Other Equity Capital Components	0	0	0
Total Equity Capital	3,945,928	4,244,010	4,662,769
Total Liabilities & Equity Capital	\$37,165,034	\$39,912,461	\$42,098,630

Deposit Limitations

Nebraska has adopted a deposit cap as set forth in the Nebraska Bank Holding Company Act. Section 8-910 provides that a holding company may not acquire a bank or banks in Nebraska if the deposits held in Nebraska would be in an amount greater than 22 percent of the total deposits of all banks in Nebraska plus the total deposits, savings accounts, passbook accounts, and shares in savings and loan associations and building and loan associations in Nebraska as determined by the Director of the Department on the basis of the most recent mid-year reports.

Total deposits for all banks and savings and loan associations in Nebraska as of June 30, 2017, were \$64,351,964. The number was taken from a Federal Deposit Insurance Corporation compilation.

The 22% limitation contained in Section 8-910(2)(c), as of June 30, 2017, would be:

\$64,351,964,000

 x .22
\$14,157,432,080

State-Chartered Banks (for the period ending June 30, 2016)

State Banks

Access Bank

State Bank	8712 West Dodge Road Omaha, NE 68114-3459
Branch	923 Galvin Road South Bellevue, NE 68005
Branch	Mobile branch Douglas & Sarpy Counties, NE
Branch	7223 South 84th Street LaVista, NE 68128
Branch	2710 South 140th Street Omaha, NE 68144
Branch	203 North 180th Street Suite 101 Omaha, NE 68022
Branch	1941 South 42nd Street Omaha, NE 68105
Branch	774 Olson Drive Suite 101 Papillion, NE 68046

Adams Bank & Trust

State Bank	315 N. Spruce Street PO Box 720 Ogallala, NE 69153- 0720
Branch	310 Mountain Avenue PO Box 1169 Berthoud, CO 80513
Branch	202 State Street Brule, NE 69127-0156
Branch	641 2nd Street Chappell, NE 69129
Branch	370 N. Franklin Avenue P.O. Box 548 Colby, KS 67701
Branch	1310 Garden of the Gods Road Colorado Springs, CO 80907
Branch	265 Cheyenne Mountain Boulevard East Colorado Springs, CO
Branch	Mobile branch El Paso County, CO
Branch	8308 Weld County Road 13 Firestone, CO

Branch	7800 South College Avenue Fort Collins, CO 80525
Branch	150 Central Avenue Grant, NE 69140-0160
Branch	545 Broadway Imperial, NE 69033- 0279
Branch	205 N. 4th Street Indianola, NE 69034
Branch	Main Street Lodgepole, NE 69149
Branch	10 Ken Pratt Boulevard Longmont, CO 80501
Branch	Perkins Avenue Madrid, NE 69150-0098
Branch	3221 South Jeffers Street North Platte, NE 69101
Branch	121 South Jeffers Street North Platte, NE 69103- 0189
Branch	519 West Main Street #B Sterling, CO 80751
Branch	131 Walnut Sutherland, NE 69165- 0157

Adams County Bank

State Bank	401 N. Smith Avenue Kenesaw, NE 68956
Branch	1307 North Brass Avenue Juniata, NE 68955

Adams State Bank

State Bank	649 Main Street Adams, NE 68301
------------	------------------------------------

American Exchange Bank

State Bank	151 North 4th Street PO Box 267 Elmwood, NE 68349
Branch	PO Box 407 Eagle, NE 68347-0407

American Interstate Bank

State Bank	3331 North 204th Street PO Box 469 Elkhorn, NE 68022
Branch	15909 West Maple Road Omaha, NE 68116

Arbor Bank

State Bank	911 Central Avenue Nebraska City, NE 68410-0429
Branch	301 Oakland Avenue Oakland, IA 51560
Branch	16949 Lakeside Hills Plaza Omaha, NE 68130
Branch	716 Illinois Sidney, IA 51652

Ashton State Bank

State Bank	295 Center Avenue Ashton, NE 68817
------------	---------------------------------------

Auburn State Bank

State Bank	1212 J Street Auburn, NE 68305
Branch	2301 Dahlke Avenue Auburn, NE 68305

Bank of Bennington

State Bank	12212 N 156th St. Bennington, NE 68007
Branch	2433 Silver Street Ashland, NE 68003
Branch	15645 Spaulding Street Omaha, NE
Mobile Branch Bank	Mobile branch Douglas County Douglas County, NE

Bank of Clarks

State Bank	301 N. Green Street Clarks, NE 68628-0125
Branch	201 Vine Street Silver Creek, NE 68663

Bank of Dixon County

State Bank	117 E. 3rd Street Ponca, NE 68770-0570
Branch	218 East Elk Street Jackson, NE 68743
Branch	412 Main Street Newcastle, NE 68757

Bank of Doniphan

State Bank	118-120 Plum Street Doniphan, NE 68832- 0270
Branch	1010 Diers Avenue Grand Island, NE 68803
Branch	800 North Burlington Hastings, NE 68901

State-Chartered Banks (continued)

Bank of Elgin
 State Bank 101 N. 2nd Street
 Elgin, NE 68636-0379

Bank of Hartington
 State Bank 229 N. Broadway
 Hartington, NE 68739-0077
 Branch 304 North Broadway
 Hartington, NE 68739
 Loan Production Office 120 N. Broadway
 Bloomfield, NE 68718
 Loan Production Office 25411 Park Avenue
 Niobrara, NE 68760

Bank of Lewellen
 State Bank 302 Main Street
 Lewellen, NE 69147

Bank of Lindsay
 State Bank 102 Pine Street
 Lindsay, NE 68644

Bank of Mead
 State Bank 322 South Vine
 Mead, NE 68041-0155
 Branch 245 N. Elm
 Mead, NE 68041

Bank of Newman Grove
 State Bank 416 Hale Avenue PO
 Box 479
 Newman Grove, NE 68758

Bank of Orchard
 State Bank 145 E. 2nd Street
 Orchard, NE 68764

Bank of Prague
 State Bank 316 W. Center Avenue
 Prague, NE 68050-0128

Bank of the Valley
 State Bank Bellwood Public School
 School Branch 612 Park Street
 Bellwood, NE 68624
 State Bank Shell Creek Elementary
 School Branch 16786 280th Street
 Columbus, NE 68601
 State Bank St. Mary's School 1026
 School Branch N 5th Street
 David City, NE 68632
 State Bank David City Elementary
 School Branch School 750 D Street
 David City, NE 68632

State Bank Platte Center
 School Branch Elementary 155 Platte
 Street
 Platte Center, NE 68653

State Bank 404 State Street
 Bellwood, NE 68624
 Branch 4774 33rd Avenue
 Columbus, NE 68602
 Branch 1855 North Fourth
 Street
 David City, NE 68632
 Branch 100 S. 3rd Street
 Humphrey, NE 68642
 Branch 103 4th Street
 Platte Center, NE 68653

BankFirst
 State Bank 100 N. 13th Street
 Norfolk, NE 68701
 Branch 2530 23rd Street
 Columbus, NE 68601
 Branch 1371 26th Avenue
 Columbus, NE 68601
 Branch 1211 Riverside
 Boulevard
 Norfolk, NE 68701
 Branch 920 South 13th Street
 Norfolk, NE 68701
 Branch 313 East Highway 20
 O'Neill, NE 68763
 Branch 121 North 27th Street
 Ord, NE 68862
 Branch 220 West 7th Street
 Wayne, NE 68787
 Branch 127 East Walnut
 West Point, NE 68788
 Loan Production Office 6800 South 32nd Street
 Lincoln, NE 68516

Banner Capital Bank
 State Bank 205 State Street
 Harrisburg, NE 69345
 Branch 512 Main Street
 Alma, NE 68920
 Branch 401 9th Street
 Beaver City, NE 68926
 Loan Production Office 801 West "C" Street,
 Suite 3 P.O. Box 1237
 McCook, NE 69001
 Loan Production Office 1555 Gilchrist
 Wheatland, WY 82201

Battle Creek State Bank
 State Bank 202 W. Main Street
 Battle Creek, NE 68715-0308

Boelus State Bank
 State Bank 523 Delaware Street
 Boelus, NE 68820-0233

Bruning State Bank
 State Bank 104 E. Main Street
 Bruning, NE 68322-0100
 Branch 803 South D Street
 Broken Bow, NE 68822
 Branch 252 South 13th Street
 Hebron, NE 68370
 Branch 1215 Burlington
 Holdrege, NE 68949
 Branch 620 East 25th Street
 Suite #2
 Kearney, NE 68322

Brunswick State Bank
 State Bank 226 2nd Street PO Box
 29
 Brunswick, NE 68720-0029
 Branch 314 Nippell Street
 Winnetoon, NE 68789

Butte State Bank
 State Bank 510 Thayer Street
 Butte, NE 68722-0028
 Branch 425 Hillcrest Boulevard
 Spencer, NE 68777

Cass County Bank, Inc.
 State Bank 2020 W. Eighth Avenue
 Plattsmouth, NE 68048-2305
 Branch 120 No. 6th
 Plattsmouth, NE 68048

Cedar Rapids State Bank
 State Bank 213 W. Main Street
 Cedar Rapids, NE 68627-0158
 Loan Production Office 124 W. St. Joseph
 Spalding, NE 68665

Cedar Security Bank
 State Bank 117 Main Street
 Fordyce, NE 68736
 Branch 309 South Robinson
 Street
 Hartington, NE 68739

State-Chartered Banks (continued)

Branch 411 St. James Ave
Wynot, NE 68792

CerescoBank

State Bank 130 West Elm Street
Ceresco, NE 68017-0036

Chambers State Bank

State Bank 104 E. Main Street
Chambers, NE 68725

Branch 220 E. Nebraska Street
Ewing, NE 68735

Charter West Bank

State Bank 201 South Main Street
West Point, NE 68788

Branch 20041 Manderson Street
Elkhorn, NE 68022

Branch 7404 Olson Drive
Papillion, NE 68046

Branch 610 4th Street
Pender, NE 68047

Branch 308 Main Street
Walthill, NE 68067

Branch 141 East Grove
West Point, NE 68788

Loan Production Office 3100 23rd Street, Suite 25
Columbus, NE 68601

Loan Production Office 714 N. Diers Avenue
Grand Island, NE 68803

Loan Production Office 2121 N. Webb Rd., Suite 202
Grand Island, NE 68803

Loan Production Office 704 East Side Blvd.
Hastings, NE 68901

Loan Production Office 4511 2nd Avenue, Suite 207
Kearney, NE 68847

Loan Production Office 9735 Giles Road
LaVista, NE 68128

Loan Production Office 4750 Normal Blvd.
Lincoln, NE 68506

Loan Production Office 2901 S. 84th Street, Suite 10
Lincoln, NE 68506

Citizens Bank & Trust Company in St. Paul

State Bank 721 7th Street
St. Paul, NE 68873-2032

Branch 1634 16th Street
Central City, NE 68826

Branch 650 P Street
Loup City, NE 68853

Citizens State Bank

State Bank 209 Third Street
Carleton, NE 68326

Citizens State Bank

State Bank 921 Ave E
Wisner, NE 68791

Branch 116 South Lincoln Street
Arlington, KS 67514

Branch 114 N. Main Street
Attica, KS 67460

Branch 114 Nebraska Street
Belden, NE 68717

Branch 234 Pine Street
Creston, NE 68631

Branch 150 Maple Street
Friend, NE 68359

Branch 201 South Hwy 20
Laurel, NE 68745

Branch 203 Main Street
Leigh, NE 68643

Branch 121 N. Chestnut Street
Spalding, NE 68665

Branch 109 East Sherman
West Point, NE 68788

Loan Production Office 520 South 2nd Street
Elgin, NE 68636

City Bank & Trust Co.

State Bank 2929 Pine Lake Road
Lincoln, NE 68516

Branch 1135 Main Street
Crete, NE 68333

Branch 940 P Street
Lincoln, NE 68508

Branch 3900 Pine Lake Road
Lincoln, NE 68516

Clarkson Bank

State Bank 243 Pine Street
Clarkson, NE 68629-0080

Columbus Bank & Trust Company

State Bank 2501 13th Street
Columbus, NE 68601-4913

Branch 118 23rd Street, Suite 100
Columbus, NE 68601

Commercial Bank

State Bank 401 S. Main Street
Nelson, NE 68961-0388

Loan Production Office 145 South 10th Street
Geneva, NE 68361

Commercial State Bank

State Bank 519 E. Broadway
Wausa, NE 68786-0179

Branch 1918 N. 203rd Street
Elkhorn, NE 68022

Branch 617 Central Avenue
Nebraska City, NE 68410

Loan Production Office 123 North Broadway Street
Bloomfield, NE 68718

Commercial State Bank

State Bank 127 W. Main Street
Cedar Bluffs, NE 68015-0067

Commercial State Bank

State Bank 20 Circle Drive
Republican City, NE 68971-0067

Community First Bank

State Bank 122 S. Commercial Street
Maywood, NE 69038-0045

Branch 306 Pine Street
Big Springs, NE 69122

Branch 410 East Francis
North Platte, NE 69101

Branch 324 Main Street
Stapleton, NE 69163

Branch 338 Main Street
Trenton, NE 69044

Core Bank

State Bank 12100 West Center Road
Omaha, NE 68144

Branch 4005 Twin Creek Drive Suite 200
Bellevue, NE 68123

State-Chartered Banks (continued)

Branch	Mobile Branch Douglas, NE	Branch	2250 North Diers Avenue Grand Island, NE 68801	Branch	528 Grant Avenue York, NE 68467
Branch	13220 Birch Drive Omaha, NE 68164	Branch	840 North Diers Avenue Grand Island, NE 68803	Branch	101 David Drive York, NE 68467
Branch	16805 Q Street Omaha, NE 68135	Branch	3501 South Locust Street Grand Island, NE 68801	Cornhusker Bank	
Branch	2545 South 180th Street Omaha, NE 68130	Branch	401 University Avenue Guide Rock, NE 68942	State Bank	8310 "O" Street Lincoln, NE 68510
Branch	6307 Center Street, Suite 106 Omaha, NE 68106	Branch	409 A Street Hampton, NE 68843	Branch	1101 Cornhusker Highway Lincoln, NE 68521
Branch	15701 Pacific Street Omaha, NE 68118	Branch	302 N. Clay Street Harvard, NE 68944	Branch	5555 South Street Lincoln, NE 68506
Mobile Branch Bank	Mobile Branch Douglas County, NE	Branch	916 North Main Street Henderson, NE 68371	Branch	5600 Pioneers Boulevard Lincoln, NE 68506
Mobile Branch Bank	Mobile Branch Saunders County, NE	Branch	133 Commercial Avenue Hildreth, NE 68947	Branch	1300 North 27th Street Lincoln, NE 68503
Corn Growers State Bank		Branch	402 Marquis Avenue Marquette, NE 68854	Branch	5701 South 34th Street Ste 100 Lincoln, NE 68516
State Bank	333 Nebraska Street Murdock, NE 68407	Branch	401 East M Street McCool Junction, NE 68401	Branch	7200 Van Dorn Lincoln, NE 68506
Cornerstone Bank		Branch	Main Street Monroe, NE 68647	Branch	5700 Fremont Street Lincoln, NE 68504
State Bank	529 Lincoln Avenue York, NE 68467	Branch	102 W. Main Street Murray, NE 68409	Branch	6100 Apple's Way Lincoln, NE 68516
Branch	240 South 3rd Street Albion, NE 68620	Branch	404 W. 1st Street North Loup, NE 68859	Branch	1600 North Cotner Lincoln, NE 68505
Branch	1206 13th Street Aurora, NE 68818	Branch	Main Street Polk, NE 68654	Loan Production Office	7575 South 57th Street Lincoln, NE 68516
Branch	Third & Main Streets Bartlett, NE 68622	Branch	260 Garhan Avenue Rising City, NE 68658	Countryside Bank	
Branch	520 Lincoln Bradshaw, NE 68319	Branch	119 "C" Street Shelton, NE 68876	State Bank	379 Main Street Unadilla, NE 68454- 4039
Branch	1631 16th Street Central City, NE 68826	Branch	317 Beaver Street St. Edward, NE 68660	Branch	334 Main Street Burr, NE 68324
Branch	103 South Brown Ave Clay Center, NE 68933	Branch	400 Main Street Stromsburg, NE 68666	Branch	976 11th Street Syracuse, NE 68446
Branch	1727 23rd Street Columbus, NE 68601	Branch	902 South Saunders Avenue Sutton, NE 68979	Custer Federal State Bank	
Branch	3304 16th Street Columbus, NE 68601	Branch	101 West Elm Street Sutton, NE 68979	State Bank	341 South Tenth Avenue P.O. Box 310 Broken Bow, NE 68822
Branch	818 East 23rd Street Columbus, NE 68601	Branch	Midland Street Waco, NE 68460	Branch	1305 East 56th Street Kearney, NE 68847
Branch	100 West 6th Street Davenport, NE 68335	Branch	102 West Sapp Wilcox, NE 68982	Eagle State Bank	
Branch	307 North "C" Street Edgar, NE 68935	Branch	1730 Lincoln Avenue York, NE 68467	State Bank	600 S. 4th Street Eagle, NE 68347-0039
Branch	1141 G Street Geneva, NE 68361	Branch	3511 South Lincoln Avenue York, NE 68467	Elkhorn Valley Bank & Trust	
Branch	211 Winters Avenue Glenvil, NE 68941			State Bank	800 West Benjamin Avenue Norfolk, NE 68702

State-Chartered Banks (continued)

Branch	112 South Main PO Box 70 Hoskins, NE 68740	Branch	11504 Willow Park Drive Gretna, NE 68028	Branch	202 Locust Street PO Box 89 Panama, NE 68419
Branch	120 East Norfolk Avenue PO Box 1007 Norfolk, NE 68702-1007	Branch	930 3rd Street Sioux City, IA 51101	Branch	355 North Central Superior, NE 68978
Branch	2401 Taylor Avenue Norfolk, NE 68701	Branch	3300 Plaza Drive South Sioux City, NE 68776	Branch	201 W. Eldora Avenue PO Box 187 Weeping Water, NE 68463
Branch	2107 Taylor Avenue Norfolk, NE 68701	Branch	2024 Dakota Avenue South Sioux City, NE 68776	Branch	321 South Main PO Box 575 Wilber, NE 68465
Branch	1010 Omaha Avenue PO Box 187 Norfolk, NE 68702-0187	Branch	321 Main Street Wayne, NE 68787	Farmers and Merchants Bank of Ashland	
Branch	105 S. 2nd Street Pierce, NE 68767	F&M Bank		State Bank	1501 Silver Street Ashland, NE 68003- 0217
Branch	411 East 7th Street Wayne, NE 68787	State Bank	1701 Stone Street Falls City, NE 68355	Branch	504 Highway 6 Ashland, NE 68003
Mobile Branch Bank	Mobile Branch - Wayne County 411 East 7th Street Wayne, NE 68787	Branch	1501 Stone Street Falls City, NE 68355	Farmers and Merchants State Bank	
Enterprise Bank		Farmers & Merchants Bank		State Bank	103 N. Broadway Bloomfield, NE 68718- 0069
State Bank	12800 West Center Road Omaha, NE 68144-3818	Loan Production Office	22060 Laurel Oak Drive Parker, CO 80138	Branch	301 Main Street Center, NE 68724
Branch	210 Regency Parkway Omaha, NE 68114	Farmers and Merchants Bank		Branch	Second and Kansas Streets Crofton, NE 68730
Mobile Branch Bank	Douglas County 12800 West Center Road Omaha, NE 68102	State Bank	501 Main Street Milligan, NE 68406- 0010	Branch	203 South Robinson Hartington, NE 68739
Ericson State Bank		Branch	719 Wisconsin Street Cawker City, KS 67430	Branch	254 10 Park Avenue Niobrara, NE 68760
State Bank	427 Central Avenue Ericson, NE 68637	Farmers and Merchants Bank		Branch	89283 Highway 81 South Yankton, NE 57078
Exchange Bank		State Bank	617 First Street Milford, NE 68405-9611	Farmers State Bank	
State Bank	14 Labarre Street Gibbon, NE 68840-0760	Branch	900 Demery Street PO Box 205 Beaver Crossing, NE 68313	State Bank	501 Main Street Carroll, NE 68723-0195
Branch	1204 Allen Drive Grand Island, NE 68803	Branch	Mobile branch Buffalo County, NE	Farmers State Bank	
Branch	939 South Locust Street Grand Island, NE 68801	Branch	301 Nemaha Street PO Box 67 Firth, NE 68358	State Bank	355 2nd Street Dodge, NE 68633-0067
Branch	702 North Washington Street Junction City, KS 66441	Branch	309 Broad Street PO Box C Jansen, NE 68377	Branch	1320 West 3rd Street Alliance, NE 69301
Branch	3110 2nd Avenue Kearney, NE 68848	Branch	3015 2nd Avenue Kearney, NE	Branch	605 North Main Street Atkinson, NE 68713
Branch	7655 Pioneers Blvd. Lincoln, NE 68506	Branch	101 S. Calvert PO Box 158 Lawrence, NE 68957	Branch	823 Main Street Bridgeport, NE 68633
Branch	582 S. Ohio Street Salina, KS 67401	Branch	347 C Street PO Box 98 Palmyra, NE 68418	Branch	205 West 3rd Street Chadron, NE 69337
F & M Bank		Branch		Branch	101 N. Thayer Street Spencer, NE 68777
State Bank	204 North Main Street West Point, NE 68788				

State-Chartered Banks (continued)

First Bank & Trust of Fullerton		Branch	Madison Street Brainard, NE 68626	First State Bank	
State Bank	230 Broadway Fullerton, NE 68638	Branch	3225 - 23rd Street Columbus, NE 68601	State Bank	102 E. Broadway Randolph, NE 68771- 0725
Branch	205 Beaver Street P.O. Box 205 St. Edward, NE 68660	Branch	Main Street Decatur, NE 68020	First State Bank	
First Bank and Trust Company		Branch	1000 Main Street Emerson, NE 68733- 0445	State Bank	201 Main Street Hordville, NE 68846
State Bank	315 East 4th Street Minden, NE 68959	Branch	2214 S. 11th Street Nebraska City, NE 68410	First State Bank	
First Bank of Bancroft		Branch	1019 Ivy Street Stanton, NE 68779- 0257	State Bank	211 Commercial Street Loomis, NE 68958
State Bank	301 Main Street Bancroft, NE 68004	Branch	107 North Elm Weeping Water, NE 68463	Branch	Harlan County Bank Office 620 West Main Street Alma, NE 68920
First Bank of Utica		Branch	107 North Elm Weeping Water, NE 68463	Branch	601 Minor Avenue Bertrand, NE 68927
State Bank	785 D Street Utica, NE 68456	Mobile Branch Bank	Butler, Cass, Lancaster & Otoe Counties Bennet, NE 68317	First State Bank	
Branch	390 Hector Street Cordova, NE 68330	Mobile Branch Bank	Cedar, Dakota, Dixon & Thurston Counties 1001 Main Street Emerson, NE 68733	State Bank	222 Main Street Farnam, NE 69029- 0096
Branch	104 Cherry Street Friend, NE 68359	Mobile Branch Bank	Colfax, Cuming, Madison, Platte & Stanton Counties Stanton, NE 68779	Branch	1108 West 7th Alma, NE 68920
Branch	407 7th Street Milligan, NE 68406	Mobile Branch Bank	Dodge, Douglas, Sarpy, Saunders & Washington Counties, Valley, NE	Branch	309 Nelson Street Cambridge, NE 69022
First Central Bank		First Northeast Bank of Nebraska		Branch	123 Center Street Holbrook, NE 68948
State Bank	623 Patterson Street Cambridge, NE 69022- 0280	State Bank	440 Main Street Lyons, NE 68038	Branch	130 Main Street Stamford, NE 68977
Branch	415 Nebraska Avenue Arapahoe, NE 68922	Branch	362 County Road 18 Ceresco, NE 68017	First State Bank	
Branch	Main Street Edison, NE 68936	Branch	2300 Laverna Fremont, NE 68025	State Bank	914 Lake Street Gothenburg, NE 69138- 1944
First Central Bank McCook		Branch	312 N. Broadway Hartington, NE	Branch	Mobile branch Douglas & Sarpy Counties, NE
State Bank	904 North Highway 83 McCook, NE 69001	Branch	201 N. Main Street P.O. Box 26 Hooper, NE 68031	Branch	605 Tenth Street Gothenburg, NE 69138
Branch	302 Center Avenue PO Box 347 Curtis, NE 69025	Branch	212 North Oakland Avenue Oakland, NE 68045	Branch	101 NW 1st Street Mullen, NE 69152
First Community Bank		Branch	213-215 North Chard Street Oakland, NE 68045	Branch	410 Rodeo Road North Platte, NE 69101
State Bank	201 Main Street Beemer, NE 68716	Branch	448 South 13th Street Tekamah, NE 68061	Branch	11808 West Center Road Omaha, NE 68144
Branch	221 Main Street Bancroft, NE 68004	Branch	423 Main Street Uehling, NE 68063	Branch	5370 South 72nd Street Ralston, NE 68127
Branch	109 John Street Homer, NE	First Nebraska Bank		Branch	234 South Commercial Avenue Wallace, NE 69169
First Nebraska Bank		State Bank	330 N. Spruce Street Valley, NE 68064-9673	Loan Production Office	9777 Pyramid Court, Suite 150 Englewood, CO 80112
State Bank	330 N. Spruce Street Valley, NE 68064-9673	Branch	Main Street Arcadia, NE 68815		
Branch	Main Street Arcadia, NE 68815	Branch	609 House Street Avoca, NE 68307		
Branch	609 House Street Avoca, NE 68307	Branch	50 Monroe Street Bennet, NE 68317		
Branch	50 Monroe Street Bennet, NE 68317				

State-Chartered Banks (continued)

Loan Production Office	505 North 27th Street, Suite 9 Lincoln, NE 68503	Branch	13900 Guildford Street Waverly, NE 68462	Branch	1015 2nd Avenue Kearney, NE 68847
First State Bank		Branch	104 Northwest Avenue Western, NE 68464	Branch	612 Pine Street Upton, WY 82730
State Bank	2002 Broadway Scottsbluff, NE 69361-1902	Branch	203 West Third Street Wilber, NE 68465	Loan Production Office	361 71st Avenue Greeley, CO 80634
Branch	1776 South Nevada Ave Colorado Springs, CO 80906	Branch	515 Second Street Yutan, NE 68073	Loan Production Office	2201 Pine Lake Road Suite 300 Lincoln, NE 68512
Branch	1540 Tenth Street Gering, NE 69341	Mobile Branch Bank	Lancaster, Butler, Cass, Gage, Johnson, Otoe, Saline, Saunders, Seward Counties Lincoln, NE	Five Points Bank	
First State Bank & Trust Company		Loan Production Office	125 E. Gardiner Street Valley, NE 68064	State Bank	2015 N. Broadwell Avenue Grand Island, NE 68801-2759
State Bank	1005 E. 23rd Street Fremont, NE 68025-2448	First Tri County Bank		Branch	518 North Eddy Street Grand Island, NE 68802
Branch	3010 East 23rd Avenue North Fremont, NE 68025	State Bank	105 Main Street Swanton, NE 68445-0087	Branch	3111 West Stolley Park Road Grand Island, NE 68801-7228
Branch	1965 East Military Avenue Fremont, NE 68025	Branch	402 East Main Street Plymouth, NE 68424	Branch	2009 Diers Avenue Grand Island, NE 68803-1235
Branch	225 North Main Street Fremont, NE 68025	First Westroads Bank, Inc.		Branch	404 Woodland Drive Within the Riverside Lodge Grand Island, NE 68801
Mobile Branch Bank	Burt, Butler, Colfax, Cuming, Dodge, Douglas, Saunders & Washington Counties Fremont, NE	State Bank	15750 West Dodge Road Omaha, NE 68118	Branch	1809 West 37th Street Kearney, NE
First State Bank Nebraska		Branch	612 North 98th Street Omaha, NE 68114	Branch	2501 Central Avenue Kearney, NE 68847
State Bank	2701 Grainger Parkway Lincoln, NE 68516	Branch	102nd And West Dodge Road Space # 3339 Omaha, NE 68114	Branch	9718 Giles Road LaVista, NE 68128
Branch	560 Sargent Street Beatrice, NE 68310	Mobile Branch Bank	Douglas County Omaha, NE	Branch	8820 Arbor Street Omaha, NE 68124
Branch	223 West 4th Street Cortland, NE 68331	FirstBank of Nebraska		Branch	100 W. 5th Avenue Sumner, NE 68878-0127
Branch	307 East Fillmore Avenue DeWitt, NE 68341	State Bank	201 East 5th Wahoo, NE 68066	Mobile Branch Bank	Adams, Buffalo, Hall, Hamilton, Howard and Merrick Counties Grand Island, NE
Branch	611 Washington Dorchester, NE 68343	Branch	110 Pawnee Burchard, NE 68323	Mobile Branch Bank	Douglas & Sarpy Counties Omaha, NE
Branch	111 Livingston Street Filley, NE 68357	Branch	225 Highway 41 Sterling, NE 68443	Five Points Bank of Hastings	
Branch	305 Main Street Firth, NE 68358	Branch	320 5th Street Syracuse, NE 68446	State Bank	2815 Osborne Drive West Hastings, NE 68901
Branch	300 Main Street Hallam, NE 68368	FirsTier Bank		Branch	320 South Burlington Avenue South Gate Plaza Hastings, NE 68901
Branch	655 Chestnut Street Hickman, NE 68372	State Bank	115 South Walnut Kimball, NE 69145		
Branch	4915 Old Cheney Road Lincoln, NE 68516	Branch	1508 Stillwater Avenue Cheyenne, WY 82009		
Branch	221 Austin Street Pickrell, NE 68422	Branch	222 Tyler Street Elm Creek, NE 68836		
		Branch	229 West 4th Street Holdrege, NE 68949		

State-Chartered Banks (continued)

Branch 301 E. Philip Avenue
North Platte, NE 69101

Homestead Bank

State Bank 915 Meridian Avenue
Cozad, NE 69130-0016

Branch 407 West State Street
Albion, NE 68620

Branch 141 South 3rd Street
Howells, NE 68641

Branch 202 East 7th Street
Lexington, NE 68850

Branch 715 West 16th Street
Schuyler, NE 68661

Branch 619 Grand Street
St. Paul, NE 68873

Branch 309 Center Avenue
Wolbach, NE 68882

Mobile Branch Buffalo, Custer,
Bank Dawson, Frontier,
Gosper, Lincoln and
Phelps Counties
Cozad, NE

Horizon Bank

State Bank 10841 N. 142nd Street
PO Box 447
Waverly, NE 68462-
1104

Branch 312 West 1st Street
McCook, NE 69001

Branch 328 North Central
Avenue
Superior, NE 68978

Branch 10440 North 140th
Waverly, NE 68462

Iowa-Nebraska State Bank

State Bank 2021 Dakota Avenue
South Sioux City, NE
68776-2739

Branch 902 10th Street
Onawa, IA 51040

Branch 2401 Hamilton Sioux
City, IA 51104

Branch 3119 Floyd Boulevard
Sioux City, IA 51104

Branch 3410 Singing Hills
Boulevard
Sioux City, IA 51106

Branch 3800 Dakota Avenue
South Sioux City, NE
68776

Branch 406 Main Street
Wakefield, NE 68784

Jefferson County Bank

State Bank 306 Jefferson Street
Daykin, NE 68338

Madison County Bank

State Bank 111 West Third Street
Madison, NE 68748

Branch 103 South Fourth Street

Albion, NE 68620

Branch 815 Main Street
Creighton, NE 68729

Branch 2100 Pasewalk Avenue
Norfolk, NE 68701

Branch 402 West Locust Street
Plainview, NE 68769

Branch 111 S. Douglas Street
Randolph, NE 68771

Branch 411 Main Street
Winside, NE 68790

Mainstreet Bank

State Bank 129 W. Main Street
Cook, NE 68329

Branch 104 1/2 Main Street
Louisville, NE 68037

Branch 622 5th Street
Peru, NE 68421

Branch 930 12th Street
Syracuse, NE 68446

Branch 167 North 12th Street
Tecumseh, NE 68450

Branch 127 4th Street
Virginia, NE 68458

Branch 200 South 7th Street
Wymore, NE 68466

Minden Exchange Bank & Trust Company

State Bank 448 N. Minden Avenue
Minden, NE 68959-1659

Nebraska Bank of Commerce

State Bank 6000 Village Drive,
Suite 100
Lincoln, NE 68516

Branch 250 North 14th Street
Lincoln, NE

Loan 12020 Shamrock Plaza,
Production Suite 200
Office Omaha, NE 68154

Nebraska State Bank

State Bank 301 Prairie Avenue
Bristow, NE 68719-
0106

Nebraska State Bank

State Bank 202 North 4th Street
Lynch, NE 68746-0075

Nebraska State Bank

State Bank 218 Main Street
Oshkosh, NE 69154-
0260

Loan 318 Box Butte Ave
Production Alliance, NE 69301
Office

Loan 341 South 10th Ave PO
Production Box 310
Office Broken Bow, NE 68822

Loan Main Street PO Box 347
Production Curtis, NE 69025
Office

Loan 112 C Street PO Box 66
Production Shelton, NE 68876
Office

Nebraska State Bank and Trust Company

State Bank 945 South D Street
Broken Bow, NE 68822-
2040

Branch 538 East South E Street
Broken Bow, NE 68822

Branch 108 North Grand
Avenue
Callaway, NE 68825

Branch Center Avenue And
Highway 92
Merna, NE 68856

Oak Creek Valley Bank

State Bank 108 W. 2nd Street
Valparaiso, NE 68065-
8644

Pathway Bank

State Bank 306 S. High Street
Cairo, NE 68824-0428

Branch 189 South 8th Avenue
Burwell, NE 68823

Branch 3333 West State Street
Grand Island, NE 68803

Branch 124 South 14th Street
Ord, NE 68862

Pinnacle Bank

State Bank 3610 W Capital Avenue
Grand Island, NE 68802

Branch 401 North Spruce
Street
Abilene, KS 67410

Branch 1500 North Buckeye
Abilene, KS 67410

State-Chartered Banks (continued)

Branch	122 South Walnut Arnold, NE 69120	Branch	2433 Range Line Road Joplin, MO 64801	Branch	4251 South 144th Street Omaha, NE 68154-0001
Branch	1119 16th Street Aurora, NE 68818	Branch	26500 East Colburn Road Lake Lotawana, MO 64064-6650	Branch	18081 Burt Street Omaha, NE 68022
Branch	1234 L Street Aurora, NE 68818-0229	Branch	12350 Southport Parkway LaVista, NE 68128	Branch	1016 Douglas on the Mall Omaha, NE 68102
Branch	523 Court Street Beatrice, NE 68310	Branch	410 North Washington Street Lexington, NE 68850- 0737	Branch	8401 West Dodge Road Omaha, NE 68154-0001
Branch	523 North 6th Street Beatrice, NE 68310	Branch	6th & Grant Street Lexington, NE 68850	Branch	16821 Audrey Street Omaha, NE 68136
Branch	320 G Street Central City, NE 68826- 0028	Branch	600 Q Street Suite 100 Lincoln, NE 68528	Branch	13131 W Dodge Road Omaha, NE 68154-0001
Branch	2661 33rd Avenue Columbus, NE 68602- 1585	Branch	3500 Faulkner The Landing Lincoln, NE 68516	Branch	429 East Douglas O'Neill, NE 68763-0470
Branch	210 East 23rd Street Columbus, NE 68601	Branch	5651 South 59th Street Lincoln, NE 68529-0769	Branch	320 N. State Street Osceola, NE 68651
Branch	143 East 13th Street Crete, NE 68333-0066	Branch	5010 "O" Street Lincoln, NE 68504	Branch	Main Sreet Page, NE 68766-0060
Branch	20304 Veterans Drive Elkhorn, NE 68022	Branch	3939 South Street Lincoln, NE 68510	Branch	912 Commercial Street Palmer, NE 68864-0187
Branch	Main Street Elwood, NE 68937	Branch	1601 North 84th Street Lincoln, NE 68505	Branch	611 Pinnacle Drive Papillion, NE 68046- 1209
Branch	408 D Street Fairfield, NE 68938	Branch	2703 Folkways Blvd Lincoln, NE 68521	Branch	102 East Cary Street Papillion, NE 68046- 1209
Branch	1520 East 23rd Street Fremont, NE 68025	Branch	7001 South 27th Street Lincoln, NE 68529	Branch	9202 S. Lincoln Avenue Roseland, NE 68973
Branch	99 West Sixth Street Fremont, NE 68025	Branch	6145 Havelock Avenue Lincoln, NE 68507-1284	Branch	501 Cross Street Sarcoxie, MO 64862
Branch	23rd & Nye Avenue Fremont, NE 68025	Branch	7000 Adams Lincoln, NE 68529-0769	Branch	301 East 11th Street Schuyler, NE 68661- 0427
Branch	345 Central Avenue Grant, NE 69140-0036	Branch	201 Sun Valley Blvd. Lincoln, NE 68528	Branch	510 West 16th Street Schuyler, NE 68661
Branch	PO Box 519 Gretna, NE 68028-0519	Branch	1776 South 70th Street Lincoln, NE 68529-0769	Branch	Walnut And Oak Shelby, NE 68662-0278
Branch	910 E. South Street Hastings, NE 68901	Branch	218 Main Street Louisville, NE 68037	Branch	400 Main Street Verdigre, NE 68783- 0250
Branch	530 N. Burlington Avenue Hastings, NE 68901	Branch	108 South Main Street Madison, NE 68748- 0490	Branch	13240 Callum Drive Waverly, NE 68462
Branch	401 4th and Main Humphrey, NE 68642	Branch	Fifth And Main Streets Neligh, NE 68756	Branch	1010 S. Madison Suite M Webb City, MO 64870
Branch	447 Broadway Imperial, NE 69033	Branch	324 Main Street Neligh, NE 68756-0129	Branch	1001 Avenue E Wisner, NE 68791-0550
Branch	802 Main Street Joplin, MO 64801	Branch	201 East 2nd Street Ogallala, NE 69153- 0179	Mobile Branch Bank	Mobile Branch Lancaster County, NE
Branch	1651 West 7th Street Suite 1 Joplin, MO 64801	Branch	10805 Q Street Omaha, NE 68154-0001	Mobile Branch Bank	Mobile branch Platte County, NE
Branch	1316 East 32nd Street Joplin, MO 64804				

State-Chartered Banks (continued)

Loan Production Office	520 East Highway 20 Valentine, NE 69201	Branch	202 S. Eighth Street Nebraska City, NE 68410	Security First Bank	
Platte Valley Bank		Branch	352 North 114th Street Omaha, NE 68154-2517	State Bank	5505 Red Rock Lane Lincoln, NE 68516
State Bank	606 Main Street North Bend, NE 68649	Branch	4318 Dodge Street Omaha, NE 68131	Branch	2301 North 6th Street Beatrice, NE 68310
Platte Valley Bank		Mobile Branch Bank	Douglas & Sarpy Counties Omaha, NE	Branch	2211 Sunset Drive Beatrice, NE 68310
State Bank	1212 Circle Drive Scottsbluff, NE 69361	Sandhills State Bank		Branch	1900 East Court Street Beatrice, NE 68310
Branch	1003 Main Street Bridgeport, NE 69336	State Bank	202 Clark Street Bassett, NE 68714	Branch	120 North 6th Street Beatrice, NE 68310
Branch	1850 10th Street Gering, NE 69341	Branch	420 Box Butte Avenue Alliance, NE 69301	Branch	101 East Broad Street Blue Springs, NE 68318
Branch	323 Main Minatare, NE 69356	Branch	302 Fir Street Arthur, NE 69121	Branch	1328 West Highway 20 Chadron, NE 69337
Branch	126 Center Avenue Morrill, NE 69358	Branch	107 Perkins Avenue Elsie, NE 69134	Branch	160 Washington Street Clatonia, NE 68328
Branch	710 Avenue B Scottsbluff, NE 69361	Branch	201 Main Street Harrison, NE 69346	Branch	104 East Nebraska Avenue Cody, NE 69211
Branch	3011 Avenue B Scottsbluff, NE 69361	Branch	131 North Main Street Hay Springs, NE 68347	Branch	525 Highway 77 Cortland, NE 68331
Plattsmouth State Bank		Branch	101 South Main Street Hyannis, NE 69350	Branch	818 Avenue F Cozad, NE 69130
State Bank	446 Main Street Plattsmouth, NE 68048-1960	Branch	105 Inland Seas Keystone, NE 69144	Branch	403 Second Street Crawford, NE 69339
Branch	2249 1st Avenue (Highway 75) Plattsmouth, NE 68048	Branch	203 South Dewey Street North Platte, NE 69101	Branch	201 Smith Avenue Elwood, NE 68937
Points West Community Bank		Branch	132 North Main Street Valentine, NE 69201	Branch	Main and Third Streets Harrison, NE 69346
State Bank	809 Illinois Street Sidney, NE 69162	Loan Production Office	420 Box Butte Avenue Alliance, NE 69301	Branch	231 North Main Hay Springs, NE 69347
Branch	774 2nd Street Chappell, NE 69129	Scribner Bank		Branch	8260 Northwoods Lincoln, NE 68505
Branch	301 Main Street Dalton, NE 69131	State Bank	400 Main Street Scribner, NE 68057-0548	Branch	4811 Van Dorn Lincoln, NE 68506
Branch	1632 E. Richards Street Douglas, WY 82633	Security Bank		Branch	Branch 1300 Garrett Lane Lincoln, NE 68512
Branch	201 S. Chestnut Street Kimball, NE 69145	State Bank	202 East 2nd Street Laurel, NE 68745	Branch	401 3rd Ave Martin, SD 57551
Branch	Third & Main Streets Lingle, WY 82223	Branch	P.O. Box 40 Allen, NE 68710-0040	Branch	Main Street Merriman, NE 69218
Branch	102 Coldwater Lisco, NE 69148	Branch	P.O. Box 6 Coleridge, NE 68727-0006	Branch	Main Street Overton, NE 68863
Branch	205 West 2nd Street Pine Bluffs, WY 82082	Branch	P.O. Box 137 Hartington, NE 68739-0137	Branch	805 5th Street Rapid City, SD 57701
Branch	420 Glover Road Sidney, NE 69162	Branch	P.O. Box 398 Osmond, NE 68765-0398	Branch	5430 Sheridan Lake Road Rapid City, SD 57702
Branch	2234 Main Street Torrington, WY 82240			Branch	1540 Samco Road, Suite B Rapid City, SD 57702
Premier Bank					
State Bank	16802 Burke Street Omaha, NE 68118				

State-Chartered Banks (continued)

Branch	101 East Second Street Rushville, NE 69360	South Central State Bank	Loan	4535 Normal Boulevard
Branch	102 East Second Street Rushville, NE 69360	State Bank	Production	#235
Branch	110 East Second Street Rushville, NE 69360	Branch	Office	Lincoln, NE 68506
Branch	1205 Jackson Sidney, NE 69162	Branch	State Nebraska Bank & Trust	
Branch	502 Main Street Thedford, NE 69166	Branch	State Bank	122 Main Street Wayne, NE 68787
Branch	253 North Main Street Valentine, NE 69201	Branch	Branch	1002 Main Street Wayne, NE 68787
Mobile Branch	Mobile branch	Branch	Thayer County Bank	
Bank	Bennett County, SD	Branch	State Bank	402 Lincoln Avenue Hebron, NE 68370-1526
Mobile Branch	Mobile branch	Branch	Branch	Mobile branch Thayer County, NE 68370
Bank	Cheyenne County, NE	Springfield State Bank		
Mobile Branch	Dawson County	State Bank	600 Main Street Springfield, NE 68059- 5206	
Bank	Cozad, NE	Stanton State Bank		
Mobile Branch	Mobile branch	State Bank	924 Ivy Street Stanton, NE 68779	
Bank	Lancaster County, NE	Branch	1021 Riverside Blvd Norfolk, NE 68701	
Mobile Branch	Mobile branch	State Bank of Colon		
Bank	Pennington County, SD	State Bank	102 Spruce Street Colon, NE 68018-0004	
Loan	3258 South 13th Street	State Bank of Odell		
Production	Lincoln, NE 68502	State Bank	215 Main Street Odell, NE 68415-0185	
Office		Branch	423 Commercial Street Diller, NE 68342	
Loan	14217 Dayton Circle,	State Bank of Scotia		
Production	Suite 3	State Bank	104 S. Main Street Scotia, NE 68875	
Office	Omaha, NE 68137	State Bank of Table Rock		
Security Home Bank				
State Bank	147 Center Avenue Malmo, NE 68040	State Bank	402 Houston Table Rock, NE 68447	
Security State Bank				
State Bank	624 Main Street Ansley, NE 68814	Branch	301 Miner Dubois, NE 68345	
Branch	2739 N. 61st Street Omaha, NE 68104	Branch	300 Nemaha Street Humboldt, NE 68376	
Branch	302 S. 38th Street Omaha, NE 68132	Branch	650 G Street Pawnee City, NE 68420	
Branch	5015 Underwood Avenue Omaha, NE 68132	Branch	4125-4135 Main Street Roca, NE 68430	
Loan	424 South 8th Avenue	Branch	119 North 12th Street Tecumseh, NE 68450	
Production	Broken Bow, NE 68822	Mobile Branch	Butler, Cass, Gage, Johnson, Lancaster,	
Office		Bank	Otoe, Saline, Saunders, and Seward Counties, Nebraska Roca, NE	
Siouxland Bank				
State Bank	1001 West 29th Street P.O. Box 987 South Sioux City, NE 68776	Branch	223 South Main Street Madison, NE 68748	
Branch	1427 Dakota Avenue South Sioux City, NE 68776	Loan	Production Office	

State-Chartered Banks (continued)

The Tri-County Bank		Branch	1313 K Street Fairbury, NE 68352	Branch	225 South 4th Street Seward, NE 68434
State Bank	106 N. Main Street Stuart, NE 68780-0010	Branch	2008 North Webb Road Grand Island, NE 68802	Branch	4th and Murray Streets Taylor, NE 68879
Branch	807 East Ash Street Atkinson, NE 68713	Branch	11460 Tomahawk Creek Parkway Leawood, KS 66211	Branch	230 South Hall and U.S. 20 Valentine, NE 69201
Branch	103 West Highway 20 The Tri-County Bank- Bassett, NE 68714	Branch	3705 South 48th Street Lincoln, NE 68506	Branch	328 West 3rd Wahoo, NE 68066
Branch	702 E. Douglas Street O'Neill, NE 68763	Branch	8501 Andermatt Drive Lincoln, NE 68526	Branch	501 Grant Avenue York, NE 68467
Loan Production Office	Highway 20 Newport, NE 68759	Branch	6811 South 27th Lincoln, NE 68512	Mobile Branch Bank	Douglas County Omaha, NE
Town & Country Bank		Branch	121 South 13th Street Lincoln, NE 68509	Loan Production Office	418 Court St. Beatrice, NE 68310
State Bank	423 Grand Avenue Ravenna, NE 68869- 1323	Branch	8401 Lexington Avenue Lincoln, NE 68505	Loan Production Office	2071 33rd Ave Columbus, NE 68601
Branch	6005 2nd Avenue West Kearney, NE 68847	Branch	350 Canopy Street Suite 130 Lincoln, NE 68508	Loan Production Office	18 West 23rd Street Kearney, NE 68847
Branch	224 North Main Street Litchfield, NE 68852	Branch	5006 North 27th Street Lincoln, NE 68521	Loan Production Office	4433 South 70th Street, Suite 210 Lincoln, NE 68516
Branch	102 N. Sycamore Street P.O. Box 247 Pleasanton, NE 68866- 0247	Branch	48th And Normal Boulevard Lincoln, NE 68506	Loan Production Office	115 N. 3rd Farm Bureau Office Logan, IA 51546
Tri Valley Bank		Branch	1550 South Coddington Lincoln, NE 68522	Loan Production Office	314 North 5th, #400 Norfolk, NE 68701
State Bank	223 Main Street Talmage, NE 68448	Branch	1944 O Street Lincoln, NE 68502	Loan Production Office	1135 Park Street Syracuse, NE 68446
Two Rivers Bank		Branch	1300 North 48th Street Lincoln, NE 68504	United Republic Bank	
State Bank	705 North 9th Street School Branch Arlington, NE 68002	Branch	4243 Pioneer Woods Drive Lincoln, NE 68506	State Bank	111 North 181st Street Omaha, NE 68022
State Bank	555 South 19th Street Blair, NE 68008	Branch	6001 Village Drive Lincoln, NE 68516	Mobile Branch Bank	Dodge, Douglas, Sarpy and Washington Counties Omaha, NE
Branch	130 Eagle Street Arlington, NE 68002	Branch	22nd and Hwy 2 Lincoln, NE 68512	Wahoo State Bank	
Union Bank and Trust Company		Branch	6801 South 27th Street Lincoln, NE 68516	State Bank	164 E. 5th Street Wahoo, NE 68066-1923
State Bank	3643 S. 48th Street Lincoln, NE 68506	Branch	1400 R Street University of Nebraska Lincoln Student Union Lincoln, NE 68508	Branch	314 W. 5th Street Wahoo, NE 68066
Branch	238 East 4th Ainsworth, NE 69210	Branch	6801 O Street Lincoln, NE 68510	Washington County Bank	
Branch	1301 J Street Auburn, NE 68305	Branch	4732 Calvert Street Lincoln, NE 68506	State Bank	1523 Washington Street Blair, NE 68008-1653
Branch	309 Oak Bonner Springs, KS 66012	Branch	2720 South 177th Omaha, NE 68130	Branch	303 South 13th Street Tekamah, NE 680
Branch	1850 Grove Avenue Crete, NE 68333	Branch	514 G Street Pawnee City, NE 68420		
Branch	1100 Main Avenue Crete, NE 68333				
Branch	507 D Street David City, NE 68632				

State-Chartered Banks (continued)

Waypoint Bank		Branch	203 North Oak Street Paxton, NE 69155
State Bank	747 Meridian Avenue Cozad, NE 69130	Branch	10 Main Street Purdum, NE 68157
Branch	707 Patterson Cambridge, NE 69022	York State Bank	
Branch	116 South Alexander Street Clay Center, NE 68933	State Bank	700 N. Lincoln Avenue York, NE 68467-2995
Branch	24 South Weber Street Suite 115 Colorado Springs, CO 80903	Branch	1022 G Street Geneva, NE 68361
Branch	100 North Main Street Eustis, NE 69028	Branch	405 Elm Street Gresham, NE 68367
Branch	348 Broadway Imperial, NE	Branch	729 Lincoln Avenue York, NE 68467
Loan Production Office	2114 N. Lincoln Avenue, Suite 206 Loveland, CO 80538	Branch	710 South Lincoln Avenue York, NE 68467
West Gate Bank			
State Bank School Branch	Lakeview Elementary School 300 Capitol Beach Blvd. Lincoln, NE 68528		
State Bank	6003 Old Cheney Road Lincoln, NE 68516		
Branch	1204 West "O" Street Lincoln, NE 68528		
Branch	4955 "O" Street Lincoln, NE 68508		
Branch	2037 South 17th Street Lincoln, NE 68502-2704		
Branch	84th Street & Eagle Crest Road Lincoln, NE		
Branch	5555 South 27th Street Lincoln, NE 68512-1698		
Branch	2662 Cornhusker Highway, Suite 3 Lincoln, NE 68521		
Mobile Branch Bank	Mobile branch Lancaster County, NE		
West Plains Bank			
State Bank	200 N. Main Street Ainsworth, NE 69210		
Branch	110 S. Main Street Springview, NE 68778		
Western Nebraska Bank			
State Bank	301 Center Avenue Curtis, NE 69025-0045		
Branch	600 South Dewey Street North Platte, NE 69101		

Historical Data - State-Chartered Commercial Banks

Year	In Operation	Total Capital And Reserves	Total Deposits	Total Assets
2011	177	2,947,156,000	21,724,542,000	28,415,413,000
2012	174	3,244,149,000	23,263,012,000	30,424,100,000
2013	175	3,419,615,000	25,179,370,000	33,082,737,000
2014	171	3,627,272,000	26,162,527,000	34,809,104,000
2015	167	4,317,764,000	27,412,224,000	37,165,034,000
2016	163	4,244,010,000	28,909,062,000	39,912,461,000
2017	158	\$4,662,769,000	\$30,546,253,000	\$42,098,630,000



Governor Pete Ricketts is joined by NDBF Director Mark Quandahl, Speaker of the Legislature Jim Scheer, Senator Matt Williams, Senator Brett Lindstrom, Senator Joni Craighead, former Senator Nicole Fox, and representatives of Nebraska banking and credit union associations at the signing ceremony for LB 140 on March 29, 2017.

Photo Courtesy of Governor's Office.

Registered Bank Holding Companies (for the period ending June 30, 2017)

Banks are italicized.

Bank Holding Companies	Owned by Holding Companies
3MV Bancorp, Inc. - Omaha, NE	<i>Access Bank - Omaha, NE</i>
Adage, LLC - Ogallala, NE	See Adbanc, Inc. - Ogallala, NE
Adbanc, Inc. - Ogallala, NE	<i>Adams Bank & Trust - Ogallala, NE</i>
Ambage, Inc. - West Point, NE	<i>F&M Bank - Falls City, NE</i>
American Exchange Company - Elmwood, NE	<i>American Exchange Bank - Elmwood, NE</i>
American Interstate Bancorp., Inc. - Omaha, NE	<i>American Interstate Bank - Elkhorn, NE</i>
American National Corporation - Omaha, NE	<i>American National Bank - Omaha, NE</i>
American National Sidney Corp. - Sidney, NE	<i>The American Bank of Sidney, Nebraska - Sidney, NE</i>
AmeriGroup, Inc. - Hershey, NE	<i>Hershey State Bank - Hershey, NE</i>
AmeriWest Corporation - Omaha, NE	<i>First Westroads Bank, Inc. - Omaha, NE</i>
AmFirst Financial Services, Inc. - McCook, NE	<i>AmFirst Bank - McCook, NE</i>
Antelope Bancshares, Inc. - Elgin, NE	<i>Bank of Elgin - Elgin, NE</i>
Arlington State Banc Holding Company - Blair, NE	<i>Two Rivers Bank - Blair, NE</i>
Armstrong Financial Company - Minden, NE	<i>Minden Exchange Company - Minden, NE</i>
Bancook Corporation - Cook, NE	<i>Mainstreet Bank - Cook, NE</i>
Bank Management, Inc. - Wahoo, NE	<i>FirstBank of Nebraska - Wahoo, NE</i>
Banner County Ban Corporation Employee Stock Plan and Trust - Harrisburg, NE	Banner County Ban Corporation - Harrisburg, NE <i>Banner Capital Bank - Harrisburg, NE</i>
	<i>Oregon Trail Bank - Guernsey, WY</i>
Battle Creek State Company - Battle Creek, NE	<i>Battle Creek State Bank - Battle Creek, NE</i>
BBIG Holdings, LLC - Lincoln, NE	Hilltop Bancshares, Inc. - Bennington, NE
BBJ, Incorporated - Ord, NE	<i>First National Bank in Ord - Ord, NE</i>
Bellwood Community Holding Company - Bellwood, NE	<i>Bank of the Valley - Bellwood, NE</i>
Blair Holdings, Inc. - Omaha, NE	<i>Washington County Bank - Blair, NE</i>
Bruning Bancshares, Inc. - Bruning, NE	<i>Bruning State Bank - Bruning, NE</i>
BSB Bancshares, Inc. - Brunswick, NE	<i>Brunswick State Bank - Brunswick, NE</i>
Butte State Co. - Butte, NE	<i>Butte State Bank - Butte, NE</i>
Byron State Inc. - Byron, NE	<i>Byron State Bank - Byron, NE</i>
C.S.B. Co. - Cozad, NE	<i>First National Bank of Chadron - Chadron, NE</i> <i>Homestead Bank - Cozad, NE</i>
Cabela's Incorporated - Sidney, NE	<i>World's Foremost Bank - Sidney, NE</i>
Campbell State Company - Lincoln, NE	<i>South Central State Bank - Campbell, NE</i>
Carleton Agency, Inc. - Carleton, NE	<i>Citizens State Bank - Carleton, NE</i>
Carroll Bancorp - Carroll, NE	<i>Farmers State Bank - Carroll, NE</i>
Cass County State Company - Plattsmouth, NE	<i>Cass County Bank, Inc. - Plattsmouth, NE</i>
Cattle Crossing, Inc. - Seward, NE	<i>The Cattle National Bank & Trust Company - Seward, NE</i>

Registered Bank Holding Companies (continued)

Banks are italicized.

Bank Holding Companies	Owned by Holding Companies
Cedar Bancorp. - Hartington, NE	<i>Bank of Hartington - Hartington, NE</i>
Cedar Financial Holding, Inc. - Fordyce, NE	<i>Cedar Security Bank - Fordyce, NE</i>
Cedar Rapids State Company - Cedar Rapids, NE	<i>Cedar Rapids State Bank - Cedar Rapids, NE</i>
Central Agency, Inc. - Lincoln, NE	See Farm & Home Insurance Agency, Inc. - Lyons, NE
Central Bancshares, Inc. - Cambridge, NE	<i>First Central Bank - Cambridge, NE</i>
	<i>First Central Bank McCook - McCook, NE</i>
Ceresco Bancorp, Inc. - Ceresco, NE	<i>CerescoBank - Ceresco, NE</i>
CFSB Holding Co. - Broken Bow, NE	<i>Custer Federal State Bank - Broken Bow, NE</i>
Chambanco, Inc. - Chambers, NE	<i>Chambers State Bank - Chambers, NE</i>
Citizens National Corporation - Wisner, NE	Republic Corporation - Omaha, NE
	<i>United Republic Bank - Omaha, NE</i>
	Cass County State Company - Plattsmouth, NE
	<i>Cass County Bank, Inc. - Plattsmouth, NE</i>
	<i>Citizens State Bank - Wisner, NE</i>
Clark Bancshares, Inc. - Clarks, NE	<i>Bank of Clarks - Clarks, NE</i>
Clarkson Management Company - Clarkson, NE	<i>Clarkson Bank - Clarkson, NE</i>
CLC Enterprises, Inc. - Nelson, NE	<i>Commercial Bank - Nelson, NE</i>
COLBANK Bancorp - Columbus, NE	<i>Columbus Bank & Trust Company - Columbus, NE</i>
Commercial Investment Co., Inc. - Ainsworth, NE	<i>West Plains Bank - Ainsworth, NE</i>
Commercial State Holding Company, Inc. - Republican City, NE	<i>Commercial State Bank - Republican City, NE</i>
COMMfirst Bancorporation, Inc. - South Sioux City, NE	<i>Iowa-Nebraska State Bank - South Sioux City, NE</i>
Cornhusker Growth Corporation - Lincoln, NE	<i>Cornhusker Bank - Lincoln, NE</i>
Country Bank Shares, Inc. - Milford, NE	<i>Farmers and Merchants Bank - Milford, NE</i>
Doniphan Bancshares, Inc. - Doniphan, NE	<i>Bank of Doniphan - Doniphan, NE</i>
DS Holding Company, Inc. - Omaha, NE	<i>Core Bank - Omaha, NE</i>
Duroc Investment Company - Table Rock, NE	<i>State Bank of Table Rock - Table Rock, NE</i>
Eagle Bancshares, Inc. - Eagle, NE	<i>Eagle State Bank - Eagle, NE</i>
Eberly Investment Company - Stanton, NE	<i>Stanton State Bank - Stanton, NE</i>
Emswater Financial LLC - Exeter, NE	<i>Generations Bank - Exeter, NE</i>
Enevoldsen Limited Partnership - Potter, NE	Enevoldsen Management Company - Potter, NE
Enevoldsen Management Company - Potter, NE	<i>The Potter State Bank of Potter - Potter, NE</i>
Enterprise Holding Company - Omaha, NE	<i>Enterprise Bank - Omaha, NE</i>
Exchange Company - Grand Island, NE	<i>Exchange Bank - Gibbon, NE</i>
Farm & Home Insurance Agency, Inc. - Lyons, NE	<i>First Northeast Bank of Nebraska - Lyons, NE</i>
Farmers & Merchants Financial Corporation - Ashland, NE	<i>Farmers and Merchants Bank of Ashland - Ashland, NE</i>
Farmers & Merchants Investment, Inc - Lincoln, NE	<i>Union Bank and Trust Company - Lincoln, NE</i>
Farmers State Bancshares, Inc - Dodge, NE	<i>Farmers State Bank - Dodge, NE</i>
FEO Investments, Inc. - Norfolk, NE	<i>Elkhorn Valley Bank & Trust - Norfolk, NE</i>
First Beemer Corporation - Beemer, NE	<i>First Community Bank - Beemer, NE</i>

Registered Bank Holding Companies (continued)

Banks are italicized.

Bank Holding Companies	Owned by Holding Companies
First Central Nebraska Company - Broken Bow, NE	<i>Nebraska State Bank and Trust Company - Broken Bow, NE</i>
First Gothenburg Bancshares, Inc. - Gothenburg, NE	<i>First State Bank - Gothenburg, NE</i>
First Kenesaw Company, Inc. - Kenesaw, NE	<i>Adams County Bank - Kenesaw, NE</i>
First Laurel Security Company - Laurel, NE	<i>Security Bank - Laurel, NE</i>
First National Fairbury Corporation - Fairbury, NE	<i>The First National Bank of Fairbury - Fairbury, NE</i>
First National Holding Company, Inc. - Fullerton, NE	<i>First Bank & Trust of Fullerton - Fullerton, NE</i>
First National Johnson Bancshares, Inc. - Johnson, NE	<i>The First National Bank of Johnson - Johnson, NE</i>
First National Utica Company - Utica, NE	<i>First Bank of Utica - Utica, NE</i>
First Nebraska Bancs, Inc. - Sidney, NE	<i>Points West Community Bank - Julesburg, CO</i> <i>Points West Community Bank - Sidney, NE</i>
First Newman Grove Bankshares Corp. - Newman Grove, NE	<i>Bank of Newman Grove - Newman Grove, NE</i>
First of Minden Financial Corporation - Minden, NE	<i>First Bank and Trust Company - Minden, NE</i>
First State Bancorp., Inc. - Randolph, NE	<i>First State Bank - Randolph, NE</i>
First State Bancshares, Inc. - Scottsbluff, NE	<i>Security First Bank - Cheyenne, WY</i> <i>First State Bank - Scottsbluff, NE</i>
First State Fremont, Inc. - Fremont, NE	<i>First State Bank & Trust Company - Fremont, NE</i>
First State Holding Company - Lincoln, NE	<i>First State Bank Nebraska - Lincoln, NE</i>
First York Ban Corp. - York, NE	<i>Cornerstone Bank - York, NE</i>
Firstand Co. - Hordville, NE	<i>First State Bank - Hordville, NE</i>
Firstier II Bancorp - Cheyenne, WY	<i>FirsTier Bank - Kimball, NE</i>
FM Group, Inc. - Cawker City, KS	<i>Farmers and Merchants Bank - Milligan, NE</i>
Foundation First Corporation - Omaha, NE	<i>Foundation One Bank - Waterloo, NE</i>
Franklin State Bancshares, Inc. - Franklin, NE	<i>Franklin State Bank - Franklin, NE</i>
Frontier Holdings, LLC - Omaha, NE	<i>Frontier Bank - Omaha, NE</i>
Geneva State Company - Geneva, NE	<i>Heartland Bank - Geneva, NE</i>
GLAASS Financial, LLC - Exeter, NE	<i>Emswater Financial LLC - Exeter, NE</i>
Graff Family, Inc. - McCook, NE	<i>MNB Financial Group, Inc. - McCook, NE</i>
Henderson State Company - Henderson, NE	<i>Henderson State Bank - Henderson, NE</i>
Heritage Group, Inc. - Aurora, NE	<i>Heritage Bank - Wood River, NE</i>
Hilltop Bancshares, Inc. - Bennington, NE	<i>Bank of Bennington - Bennington, NE</i>
Hohl Financial, Inc. - Wahoo, NE	<i>Wahoo State Bank - Wahoo, NE</i>
Hometown Banc Corporation - Grand Island, NE	<i>Five Points Bank - Grand Island, NE</i> <i>Five Points Bank of Hastings - Hastings, NE</i>
Howard County Land & Cattle Company - Rapid City, SD	<i>Citizens Bank & Trust Company in St. Paul - St. Paul, NE</i>
Isham Management Company - Gordon, NE	<i>The First National Bank of Gordon - Gordon, NE</i>
JDJ Banco, Inc. - Lynch, NE	<i>Nebraska State Bank - Lynch, NE</i>
Jefferson County Bancshares, Inc. - Daykin, NE	<i>Jefferson County Bank - Daykin, NE</i>

Registered Bank Holding Companies (continued)

Banks are italicized.

Bank Holding Companies	Owned by Holding Companies
Jones National Corporation - Seward, NE	<i>The Jones National Bank & Trust Company of Seward - Seward, NE</i>
	<i>Oak Creek Valley Bank - Valparaiso, NE</i>
Kingsbury BDC Financial Services, Inc. - Ponca, NE	<i>Bank of Dixon County - Ponca, NE</i>
Lauritzen Corporation - Omaha, NE	<i>First National Bank of Omaha - Omaha, NE</i>
Lauritzen Investments Incorporated - Omaha, NE	<i>Farmers and Merchants State Bank - Bloomfield, NE</i>
Lewellen National Corp. - Lewellen, NE	<i>Bank of Lewellen - Lewellen, NE</i>
Lindsay State Company - Lindsay, NE	<i>Bank of Lindsay - Lindsay, NE</i>
Loomis Company - Omaha, NE	<i>First State Bank - Loomis, NE</i>
Mackey BanCo, Inc. - Ansley, NE	<i>Security State Bank - Ansley, NE</i>
Madison County Financial, Inc. - Madison, NE	<i>Madison County Bank - Madison, NE</i>
Malmo Bancorp., Inc. - Malmo, NE	<i>Security Home Bank - Malmo, NE</i>
McHugh Investment Co. - Murdock, NE	<i>Corn Growers State Bank - Murdock, NE</i>
Midwest Banc Holding Co. - Pierce, NE	<i>Midwest Bank, NA - Pierce, NE</i>
Midwest Banco Corporation - Cozad, NE	<i>First Bank and Trust Company - Cozad, NE</i>
Minden Exchange Company - Minden, NE	<i>Minden Exchange Bank & Trust Company - Minden, NE</i>
MNB Financial Group, Inc. - McCook, NE	<i>McCook National Bank - McCook, NE</i>
NationWide Bankshares, Inc. - West Point, NE	<i>Charter West Bank - West Point, NE</i>
NBC Bancshares, LLC - Lincoln, NE	<i>Nebraska Bank of Commerce - Lincoln, NE</i>
Nebraska Bankshares, Inc. - Farnam, NE	<i>First State Bank - Farnam, NE</i>
NebraskaLand Financial Services, Inc. - North Platte, NE	<i>NebraskaLand National Bank - North Platte, NE</i>
North Central Bancorp - Norfolk, NE	<i>BankFirst - Norfolk, NE</i>
O & F Cattle Company - Oshkosh, NE	<i>Nebraska State Bank - Oshkosh, NE</i>
Oakland Financial Services, Inc. - Oakland, IA	<i>Arbor Bank - Nebraska City, NE</i>
Orchard Bancorp - Orchard, NE	<i>Bank of Orchard - Orchard, NE</i>
Otten Holdings, LLC - Norfolk, NE	FEO Investments, Inc. - Norfolk, NE
	<i>Elkhorn Valley Bank & Trust - Norfolk, NE</i>
Pathway Bancorp. - Cairo, NE	<i>Pathway Bank - Cairo, NE</i>
Pinnacle Bancorp, Inc. - Omaha, NE	<i>Pinnacle Bank - Keene, TX</i>
	<i>Bank of Colorado - Fort Collins, CO</i>
	<i>Pinnacle Bank - Wyoming - Torrington, WY</i>
	<i>Pinnacle Bank - Lincoln, NE</i>
Platte Valley Bancorp, Inc - North Bend, NE	<i>Platte Valley Bank - North Bend, NE</i>
Platte Valley Cattle Company - Grand Island, NE	<i>Town & Country Bank - Ravenna, NE</i>
Platte Valley Financial Service Companies, Inc - Scottsbluff, NE	<i>Platte Valley Bank - Torrington, WY</i>
	<i>Platte Valley Bank - Scottsbluff, NE</i>
	<i>Mountain Valley Bank, Walden, CO</i>

Registered Bank Holding Companies (continued)

Banks are italicized.

Bank Holding Companies	Owned by Holding Companies
Prague Company - Valley, NE	<i>Bank of Prague - Prague, NE</i>
Premier Bancshares, Inc. - Omaha, NE	<i>Premier Bank - Omaha, NE</i>
Rae Valley Financials, Inc. - Petersburg, NE	<i>Great Plains State Bank - Petersburg, NE</i>
Republic Corporation - Omaha, NE	<i>United Republic Bank - Omaha, NE</i>
S & S Investment Company, Inc. - Odell, NE	<i>State Bank of Odell - Odell, NE</i>
Sandhills Financial Services, LLC - Bassett, NE	<i>Sandhills State Bank - Bassett, NE</i>
Schneider Bancorporation - Plattsmouth, NE	<i>Plattsmouth State Bank - Plattsmouth, NE</i>
Scribner Banshares, Inc. - Scribner, NE	<i>Scribner Bank - Scribner, NE</i>
Security National Corporation - Omaha, NE	<i>Security National Bank of Omaha - Omaha, NE</i>
Selko Banco, Inc. - Mead, NE	<i>Bank of Mead - Mead, NE</i>
Siouxland National Corporation - South Sioux City, NE	<i>Siouxland Bank - South Sioux City, NE</i>
Springfield Bank Company, Inc. - Springfield, NE	<i>Springfield State Bank - Springfield, NE</i>
State National Bancshares, Inc. - Wayne, NE	<i>State Nebraska Bank & Trust - Wayne, NE</i>
Steinauer Bancorp, Inc. - Steinauer, NE	<i>The Bank of Steinauer - Steinauer, NE</i>
Stockmens Financial Corporation - Rapid City, SD	<i>Security First Bank - Lincoln, NE</i>
Stockmens Limited Partnership - Rapid City, SD	Stockmens Financial Corporation - Rapid City, SD
Swanton Agency, Inc. - Swanton, NE	<i>First Tri County Bank - Swanton, NE</i>
TCM Company - Crete, NE	<i>City Bank & Trust Co. - Lincoln, NE</i>
Thayer Agency, Inc. - Hebron, NE	<i>Thayer County Bank - Hebron, NE</i>
Tilden Bancshares, Inc. - Tilden, NE	<i>The Tilden Bank - Tilden, NE</i>
Tri Valley Bancshares, Inc. - Talmage, NE	<i>Tri Valley Bank - Talmage, NE</i>
Tri-County Company - Stuart, NE	<i>The Tri-County Bank - Stuart, NE</i>
UB, Inc. - Unadilla, NE	<i>Countryside Bank - Unadilla, NE</i>
UniBanc Corp - Maywood, NE	<i>Community First Bank - Maywood, NE</i>
Valley Bank Shares, Inc. - Valley, NE	<i>First Nebraska Bank - Valley, NE</i>
WallCo, Inc. - Nehawka, NE	<i>The Nehawka Bank - Nehawka, NE</i>
Wausa Banshares, Inc. - Wausa, NE	<i>Commercial State Bank - Wausa, NE</i>
West Gate Banshares, Inc. - Lincoln, NE	<i>West Gate Bank - Lincoln, NE</i>
West Point Bancorp, Inc. - West Point, NE	<i>Town & Country Bank - Las Vegas, NV</i>
	<i>F & M Bank - West Point, NE</i>
Western Bancshares, Inc. - Curtis, NE	<i>Western Nebraska Bank - Curtis, NE</i>
Wheeler County Bancshares, Inc. - Ericson, NE	<i>Ericson State Bank - Ericson, NE</i>
Williams Financial Corporation - Gothenburg, NE	<i>Gothenburg State Bank - Gothenburg, NE</i>
Woodstock Land & Cattle Co. - Fullerton, NE	<i>Fullerton National Bank - Fullerton, NE</i>
Wyoming States Bancorporation - Laramie, WY	<i>Western States Bank - Scottsbluff, NE</i>
York Holdings, Inc. - Omaha, NE	<i>York State Bank - York, NE</i>

Commercial Bank Members of the Federal Reserve System

(for the period ending June 30, 2017)

Institution	Location
West Plains Bank	Ainsworth
Farmers and Merchants Bank of Ashland	Ashland
Auburn State Bank	Auburn
First Bank of Bancroft	Bancroft
Battle Creek State Bank	Battle Creek
First Community Bank	Beemer
Bank of Bennington	Bennington
Butte State Bank	Butte
Bank of Elgin	Elgin
American Exchange Bank	Elmwood
First Bank & Trust of Fullerton	Fullerton
Five Points Bank	Grand Island
Bank of Hartington	Hartington
Five Points Bank of Hastings	Hastings
Security Bank	Laurel
First State Bank Nebraska	Lincoln
Cornhusker Bank	Lincoln
First Northeast Bank of Nebraska	Lyons
Madison County Bank	Madison
First Bank and Trust Company	Minden
Bank of Newman Grove	Newman Grove
Adams Bank & Trust	Ogallala
First Westroads Bank, Inc.	Omaha
Enterprise Bank	Omaha
Town & Country Bank	Ravenna
Platte Valley Bank	Scottsbluff
The American Bank of Sidney, Nebraska	Sidney
Siouxland Bank	South Sioux City
Stanton State Bank	Stanton
The Tilden Bank	Tilden
First Bank of Utica	Utica
First Nebraska Bank	Valley
Wahoo State Bank	Wahoo
FirstBank of Nebraska	Wahoo
Charter West Bank	West Point
Citizens State Bank	Wisner
Cornerstone Bank	York

State-Chartered Banks Authorized to Operate with Trust Powers (for the period ending June 30, 2017)

Institution	Location
Nebraska State Bank and Trust Company	Broken Bow
Bruning State Bank	Bruning
Pathway Bank	Cairo
Columbus Bank & Trust Company	Columbus
First Bank and Trust Company	Cozad
Homestead Bank	Cozad
F&M Bank	Falls City
First State Bank & Trust Company	Fremont
First Bank & Trust of Fullerton	Fullerton
Heartland Bank	Geneva
Exchange Bank	Gibbon
First State Bank	Gothenburg
Five Points Bank	Grand Island
City Bank & Trust Co.	Lincoln
Pinnacle Bank	Lincoln
Security First Bank	Lincoln
Union Bank and Trust Company	Lincoln
First Bank and Trust Company	Minden
Minden Exchange Bank & Trust Company	Minden
Arbor Bank	Nebraska City
Elkhorn Valley Bank & Trust	Norfolk
Adams Bank & Trust	Ogallala
Core Bank	Omaha
Frontier Bank	Omaha
First State Bank	Scottsbluff
Platte Valley Bank	Scottsbluff
Citizens Bank & Trust Company in St. Paul	St. Paul
State Nebraska Bank & Trust	Wayne
Heritage Bank	Wood River
Cornerstone Bank	York

State-Chartered Trust Companies (for the period ending June 30, 2017)

Institution	Location
Constellation Trust Company	Omaha
Provident Trust Company	Omaha
First Nebraska Trust Company	Lincoln
NBC Trust Company	Lincoln

State-Chartered Credit Unions (for the period ending June 30, 2017)

Institution	Main Office	Branch Offices
Archer Cooperative Credit Union	Archer	Central City; Dannebrog
Construction Industries Credit Union	Lincoln	
Eddyville Cooperative Credit Union	Eddyville	
First Nebraska Credit Union	Omaha	Lincoln (2); Omaha (2)
Liberty First Credit Union	Lincoln	Lincoln (3); Lancaster County (mobile); Seward
Lincoln S.D.A. Credit Union	Lincoln	
MembersOwn Credit Union	Lincoln	Beatrice; Lincoln (2)
Nebraska R.E.A Credit Union	Lincoln	
Nebraska State Employees Credit Union	Lincoln	Lincoln
North Platte Union Pacific Employees Credit Union	North Platte	
Omaha Firefighters Credit Union	Omaha	
Our Family Social Credit Union	Omaha	
Western Heritage Credit Union	Alliance	Scottsbluff

Delayed Deposit Services Businesses (for the period ending June 30, 2017)

Institution	Main Location in County	Branches in County
A & P Check Cashing, L.L.C.	Douglas	1
Absolutely Lowest Check Advance, L.L.C.	Douglas	0
Ameri-Cash Advance Centers, Inc.	Adams	0
Ameri-Cash Advance Centers, Inc.	Lincoln	0
Ameri-Cash Advance Centers, Inc.	Dakota	0
Ameri-Cash Advance Centers, Inc.	Dodge	0
Ameri-Cash Advance Centers, Inc.	Scotts Bluff	0
Ameri-Cash Advance Centers, Inc.	Madison	0
Beemer Ventures, LLC	Dodge	0
Cash Solutions, Inc.	Lancaster	1
Check into Cash of Nebraska, Inc.	Scotts Bluff	0
Check into Cash of Nebraska, Inc.	Lincoln	0
Check into Cash of Nebraska, Inc.	Hall	0
Check into Cash of Nebraska, Inc.	Dawson	0
Check into Cash of Nebraska, Inc.	Douglas	0
Check into Cash of Nebraska, Inc.	Platte	0
Check into Cash of Nebraska, Inc.	Lancaster	0
Check Services, L.L.C.	Platte	0
Coffin's Corner, Inc.	Hall	0
Continental Distributors, Inc.	Platte	0
Country Cash Advance, LLC	Brown	0
DC Holdings, LLC	Adams	0
DC Holdings, LLC	Box Butte	0
DC Holdings, LLC	Dawes	0
DC Holdings, LLC	Red Willow	0
DC Holdings, LLC	Keith	0
DC Holdings, LLC	Cheyenne	0
Decker's Cash Depot, Inc.	Douglas	4
FCFS CO, Inc.	Scotts Bluff	0
Financial Options, Inc.	Lancaster	0
Great Plains Specialty Finance, Inc.	Madison	0
Great Plains Specialty Finance, Inc.	Scotts Bluff	0
Great Plains Specialty Finance, Inc.	Dodge	0
Great Plains Specialty Finance, Inc.	Douglas	2
Great Plains Specialty Finance, Inc.	Lancaster	1
Great Plains Specialty Finance, Inc.	Sarpy	0
Great Plains Specialty Finance, Inc.	Lincoln	0
Great Plains Specialty Finance, Inc.	Buffalo	0
Hometown Cash Advance, Inc.	Lincoln	0

Delayed Deposit Services Businesses (continued)

Institution	Main Location in County	Branches in County
Horse Creek Investments, L.L.C.	Red Willow	0
JGS Inc.	Douglas	0
Kearney Cash, Inc.	Buffalo	0
McKenzie Check Advance of Nebraska, LLC	Platte	0
McKenzie Check Advance of Nebraska, LLC	Dawson	0
McKenzie Check Advance of Nebraska, LLC	Scotts Bluff	0
McKenzie Check Advance of Nebraska, LLC	Hall	2
McKenzie Check Advance of Nebraska, LLC	Adams	0
McKenzie Check Advance of Nebraska, LLC	Dodge	0
McKenzie Check Advance of Nebraska, LLC	Buffalo	0
McKenzie Check Advance of Nebraska, LLC	Madison	0
McKenzie Check Advance of Nebraska, LLC	Lincoln	0
McKenzie Check Advance of Nebraska, LLC	Lancaster	0
McKenzie Check Advance of Nebraska, LLC	Douglas	2
McKenzie Check Advance of Nebraska, LLC	Sarpy	1
MM Finance, LLC	Sarpy	1
MM Finance, LLC	Douglas	3
MM Finance, LLC	Hall	0
MM Finance, LLC	Dakota	0
MM Finance, LLC	Lancaster	0
Moore Financial Services, LLC	Lancaster	0
N.I.S., Inc.	Lancaster	8
N.I.S., Inc.	Douglas	10
N.I.S., Inc.	Gage	0
N.I.S., Inc.	York	0
N.I.S., Inc.	Sarpy	1
Pay-Day To-Day L.L.C.	Holt	0
QC Financial Services, Inc.	Otoe	0
QC Financial Services, Inc.	Douglas	1
QC Financial Services, Inc.	Sarpy	1
QC Financial Services, Inc.	Madison	1
Roland Williams	Buffalo	0
The Money Express, Inc.	Scotts Bluff	0
Trade 'N' Post, Inc.	Dodge	0
Wyoming Financial Lenders, Inc.	Douglas	4
Wyoming Financial Lenders, Inc.	Lancaster	2
Wyoming Financial Lenders, Inc.	Sarpy	0
Wyoming Financial Lenders, Inc.	Platte	0

Delayed Deposit Services Businesses (continued)

Institution	Main Location in County	Branches in County
Wyoming Financial Lenders, Inc.	Adams	0
Wyoming Financial Lenders, Inc.	Lincoln	0
Wyoming Financial Lenders, Inc.	Hall	0

As of 6/30/17 Nebraska had 80 Delayed Deposit Services Businesses.

Installment Loan Companies (for the period ending June 30, 2017)

	Location
CMAC INC.	Omaha
CMAC INC.	Omaha
Confident Financial Solutions, Inc.	Boulder, CO
Confident Financial Solutions, Inc.	Omaha
OneMain Financial Group, LLC	Baltimore, MD
OneMain Financial Group, LLC	Grand Island
OneMain Financial Group, LLC	Kearney
OneMain Financial Group, LLC	Lincoln
OneMain Financial Group, LLC	Norfolk
OneMain Financial Group, LLC	North Platte
OneMain Financial Group, LLC	Omaha
OneMain Financial Group, LLC	Omaha
OneMain Financial Group, LLC	Scottsbluff

As of 6/30/17 Nebraska had 13 Installment Loan Companies.



Securities Deputy Director, Claire McHenry, speaking at the NASAA Spring Public Policy Conference in Washington, D.C.

Sales Finance Companies (for the period ending June 30, 2017)

Institution	Location
AGCO Finance LLC	Johnston, IA
Ally Financial Inc.	Charlotte, NC
Ally Financial Inc.	Costa Mesa, CA
Ally Financial Inc.	Cranberry Township, PA
Ally Financial Inc.	Detroit, MI
Ally Financial Inc.	Jacksonville, FL
Ally Financial Inc.	Lewisville, TX
Ally Financial Inc.	Little Rock, AR
Ally Financial Inc.	Orland Park, IL
American Credit Acceptance, LLC	Spartanburg, SC
American Honda Finance Corporation	Torrance, CA
American Suzuki Financial Services Company LLC	Costa Mesa, CA
American Suzuki Financial Services Company LLC	Jacksonville, FL
American Suzuki Financial Services Company LLC	Little Rock, AR
AmeriCredit Financial Services, Inc.	Arlington, TX
AmeriCredit Financial Services, Inc.	Arlington, TX
AmeriCredit Financial Services, Inc.	Arlington, TX
AmeriCredit Financial Services, Inc.	Arlington, TX
AmeriCredit Financial Services, Inc.	Chandler, AZ
AmeriCredit Financial Services, Inc.	Fort Worth, TX
AmeriCredit Financial Services, Inc.	Greenwood Village, CO
AmeriCredit Financial Services, Inc.	Irving, TX
AmeriCredit Financial Services, Inc.	San Antonio, TX
AmeriCredit Financial Services, Inc.	Sugar Land, TX
AmeriFirst Home Improvement Finance, LLC	Omaha, NE
Aqua Finance, Inc.	Wausau, WI
Auto Credit Center, LLC	Omaha, NE
Belmont Finance LLC	Waupaca, WI
BMW Financial Services NA, LLC	Hilliard, OH
BMW Financial Services NA, LLC	Woodcliff Lake, NJ
CAR Financial Services, Inc.	Lake Mary, FL
CAR Financial Services, Inc.	St. Louis, MO
CarMax Business Services, LLC	Kennesaw, GA
CarMax Funding Services, LLC	Kennesaw, GA
Castle Credit Co Holdings, LLC	Chicago, IL
Caterpillar Financial Services Corporation	Nashville, TN
CNH Industrial Capital America LLC	Racine, WI
Consumer Portfolio Services, Inc	Irvine, CA

Sales Finance Companies (continued)

Institution	Location
Consumer Portfolio Services, Inc	Las Vegas, NV
Credit Acceptance Corporation	Southfield, MI
Credit Connection, L.L.C.	Lincoln, NE
Credit Corp Solutions Inc.	Draper, UT
De Lage Landen Financial Services, Inc.	Wayne, PA
De Lage Landen Public Finance LLC	Wayne, PA
Deere & Company	Johnston, IA
Deere & Company	Moline, IL
DLL Finance LLC	Johnston, IA
eCAST Settlement Corporation	New York, NY
Exeter Finance LLC	Clearfield, UT
Exeter Finance LLC	Irving, TX
Exeter Finance LLC	Irving, TX
Farm Credit Services of America, PCA	Omaha, NE
First Investors Financial Services, Inc.	Houston, TX
Flagship Credit Acceptance LLC	Chadds Ford, PA
Flagship Credit Acceptance LLC	Irvine, CA
Flagship Credit Acceptance LLC	Irving, TX
Flagship Credit Acceptance LLC	Phoenix, AZ
Ford Motor Credit Company LLC	Colorado Springs, CO
Ford Motor Credit Company LLC	Dearborn, MI
Ford Motor Credit Company LLC	Franklin, TN
Foundation Finance Company LLC	Weston, WI
Foursight Capital LLC	Salt Lake City, UT
Friendly Finance Corporation	Baltimore, MD
Gateway One Lending & Finance LLC	Anaheim, CA
Gateway One Lending & Finance LLC	Anaheim, CA
Gateway One Lending & Finance LLC	Rocklin, CA
Gateway One Lending & Finance LLC	Tampa, FL
GFC Lending, LLC	Mesa, AZ
Global Lending Services LLC	Greenville, SC
Global Lending Services LLC	Tempe, AZ
Globe Acceptance, Inc.	West Des Moines, IA
Hyundai Capital America, Inc.	Atlanta, GA
Hyundai Capital America, Inc.	Irvine, CA
Hyundai Capital America, Inc.	Newport Beach, CA
Hyundai Capital America, Inc.	Plano, TX
Isuzu Finance of America, Inc	Purchase, NY
Kubota Credit Corporation, U.S.A	Grapevine, TX
Mahindra Finance USA LLC	Johnston, IA

Sales Finance Companies (continued)

Institution	Location
Mercedes-Benz Financial Services USA LLC	Farmington Hills, MI
Mercedes-Benz Financial Services USA LLC	Fort Worth, TX
Mid-Atlantic Finance Co., Inc.	Clearwater, FL
Mitsubishi Motors Credit of America, Inc.	Cypress, CA
Nationwide Cassel LLC	Rosemont, IL
New Holland Credit Company, LLC	New Holland, PA
Nissan Motor Acceptance Corporation	Franklin, TN
Nissan Motor Acceptance Corporation	Irving, TX
NR Finance Company Inc	Norfolk, NE
OMA Auto Finance, Inc.	Omaha, NE
OneMain Consumer Loan, Inc.	Evansville, IN
PACCAR Financial Corp.	Bellevue, WA
PACCAR Financial Corp.	Schaumburg, IL
Paramount Capital Group, Inc.	Conshohocken, PA
Personal Energy Finance, Inc.	San Diego, CA
Porsche Financial Services, Inc.	Atlanta, GA
Preferred Credit, Inc.	St. Cloud, MN
Prestige Financial Services, Inc.	Draper, UT
RBS Financial Products Inc.	Stamford, CT
Regional Acceptance Corporation	Greenville, NC
RFFC Financial, LLC	Conroe, TX
RTO Finance LLC	Greenville, SC
Santander Consumer USA Inc	Dallas, TX
Santander Consumer USA Inc	Lewisville, TX
Santander Consumer USA Inc	Mesa, AZ
Santander Consumer USA Inc	North Richland Hills, TX
Security Auto Loans, Inc.	New Hope, MN
Security National Automotive Acceptance Company, LLC	Mason, OH
Sherman, Clay & Co.	San Bruno, CA
Sierra Auto Finance LLC	Dallas, TX
Snap-On Credit LLC	Libertyville, IL
South Bay Financial Services, LLC	Jacksonville, FL
Spruce Lending, Inc.	Anaheim, CA
Spruce Lending, Inc.	Houston, TX
Tango Delta Financial, Inc.	Sarasota, FL
TD Auto Finance LLC	Farmington Hills, MI
TD Auto Finance LLC	Greenville, SC

Sales Finance Companies (continued)

Institution	Location
TD Auto Finance LLC	Jacksonville, FL
Time Investment Company, Inc.	West Bend, WI
T-Mobile Financial LLC	Bellevue, WA
Toyota Industries Commercial Finance, Inc.	Dallas, TX
Toyota Motor Credit Corporation	Overland Park, KS
Toyota Motor Credit Corporation	Torrance, CA
United Acceptance, Inc.	Smyrna, GA
United Auto Credit Corporation	Fort Worth, TX
United Auto Credit Corporation	Newport Beach, CA
United Consumer Financial Services Co.	Westlake, OH
Universal Acceptance Corporation (NE)	Minnetonka, MN
Universal Guardian Acceptance, LLC	St. Joseph, MO
Vanderbilt Mortgage and Finance, Inc.	Greensboro, NC
Vanderbilt Mortgage and Finance, Inc.	Maryville, TN
Vantage Finance, LLC	Mission Viejo, CA
Vantage Finance, LLC	Omaha, NE
Verizon Wireless Services, LLC	Basking Ridge, NJ
VFS US LLC	Greensboro, NC
Volvo Car Financial Services U.S., LLC	Rockleigh, NJ
VW Credit, Inc.	Libertyville, IL
Western Funding Incorporated	Las Vegas, NV
Westlake Services, LLC	Los Angeles, CA
Whitebridge Financial, LLC	Uniontown, OH
Yamaha Motor Finance Corporation, U.S.A.	Cypress, CA

As of 6/30/17 Nebraska had 139 Sales Finance Companies.

Money Transmitter Licensees (for the period ending June 30, 2017)

Institution	Location
ADP Payroll Services, Inc.	Roseland, NJ
Adyen, Inc.	San Francisco, CA
Airbnb Payments, Inc.	San Francisco, CA
Alipay US, Inc.	San Mateo, CA
Amaana Money Transfer Co	Minneapolis, MN
Amal Financial Inc.	Chicago, IL
Amazon Payments, Inc.	Seattle, WA
American Express Prepaid Card Management Corporation	Phoenix, AZ
American Express Travel Related Services Company, Inc.	New York, NY
AscendantFX Capital USA, Inc.	Pleasant Hill, CA
Banana Pay, LLC	Minneapolis, MN
Bannockburn Global Forex, LLC	Cincinnati, OH
BBVA Transfer Services, Inc.	Houston, TX
Bill.com, Inc.	Palo Alto, CA
bitFlyer USA, Inc.	San Francisco, CA
Blackhawk Network California, Inc.	Pleasanton, CA
Cambridge Mercantile Corp. (U.S.A.)	New York, NY
CheckFreePay Corporation	Wallingford, CT
Chime Inc.	New York, NY
Circle Internet Financial, Inc.	Boston, MA
Coinbase, Inc.	San Francisco, CA
CoinX, Inc.	Fairmount, GA
Comdata TN, Inc.	Brentwood, TN
Commonwealth Foreign Exchange, Inc.	Providence, RI
Conotoxia, Inc.	Chicago, IL
Continental Exchange Solutions, Inc.	Buena Park, CA
Credit Advisors, Inc.	Omaha, NE
Custom House USA, LLC	Englewood, CO
Dahab-Shil Inc	Minneapolis, MN
Enramex Inc	Wheat Ridge, CO
Ethos Group Payment Services, Inc.	Irving, TX
Everi Payments Inc.	Las Vegas, NV
Facebook Payments Inc.	Menlo Park, CA
Finxera, Inc.	San Jose, CA
FNC Insurance Agency, Inc.	Hagerstown, MD
Gemini Trust Company, LLC	New York, NY
Google Payment Corp.	Mountain View, CA
Green Dot Corporation	Pasadena, CA
Hodan Global Money Services, Inc	Minneapolis, MN

Money Transmitter Licensees (continued)

Institution	Location
HSI USA Inc.	San Francisco, CA
IDT Payment Services, Inc.	Newark, NJ
Incomm Financial Services, Inc.	Columbus, GA
Integrated Payment Systems Inc.	Atlanta, GA
Intercambio Express, Inc.	Elkhart, IN
Intermex Wire Transfer, LLC	Miami, FL
Intuit Payments Inc.	Mountain View, CA
JHA Money Center, Inc.	Monett, MO
JPay Inc.	Miramar, FL
JUBAXPRESS Inc	Minneapolis, MN
Kaah Express, F.S. Inc.	Minneapolis, MN
Keefe Commissary Network, L.L.C.	St. Louis, MO
Klarna Inc.	Columbus, OH
Metavante Payment Services, LLC	Milwaukee, WI
Mexico Transfers, Inc.	Irving, TX
Microsoft Payments, Inc.	Redmond, WA
MoneyGram Payment Systems, Inc.	Minneapolis, MN
Nebraska Money Order Associates, Inc.	Lincoln, NE
NetSpend Corporation	Austin, TX
Noventis, Inc.	Houston, TX
Official Payments Corporation	Elkhorn, NE
Olympic Financial Group Inc	Minneapolis, MN
Omnex Group, Inc	Englewood Cliffs, NJ
Order Express, Inc.	Chicago, IL
PayNearMe MT, Inc.	Sunnyvale, CA
Payoneer Inc.	New York, NY
PayPal, Inc.	San Jose, CA
Rakuten Card USA, Inc.	San Mateo, CA
RealPage Payments Services LLC	Richardson, TX
Remitly, Inc.	Seattle, WA
SEQR Payments, Inc.	Atlanta, GA
Servicio UniTeller, Inc.	Rochelle Park, NJ
SGS Corporation	Sylmar, CA
Sigue Corporation	Sylmar, CA
Skrill USA, Inc.	New York, NY
Softgate Systems, Inc.	Jersey City, NJ
Square, Inc.	San Francisco, CA
Stripe Payments Company	San Francisco, CA

Money Transmitter Licensees (continued)

Institution	Location
Tempo Financial U.S. Corp.	Littleton, CO
Tempus, Inc.	Washington, DC
Tiger Commissary Services, Inc.	Jonesboro, AR
Tilia Inc.	San Francisco, CA
Tipalti, Inc.	San Mateo, CA
TouchPay Holdings, LLC	Irving, TX
Transfermate, Inc.	Chicago, IL
TransferWise Inc.	New York, NY
Travelex Currency Services Inc.	New York, NY
USForex Inc.	San Francisco, CA
Veem Payments Inc.	San Francisco, CA
Viamerica Corporation	Bethesda, MD
Western Union Business Solutions (USA), LLC	Washington, DC
Western Union Financial Services, Inc.	Englewood, CO
World First USA, Inc.	Austin, TX
WorldRemit Corp.	Denver, CO

As of 6/30/17 Nebraska had 93 Money Transmitters.



2016 Department of Banking and Finance All Staff Meeting

Mortgage Bankers (for the period ending June 30, 2017)

Many licensees operate under a trade name. Trade names are not listed in this Report.

Institution	Location
1st Alliance Lending, LLC	East Hartford, CT
1st United Mortgage Banc, LLC	Lincoln, NE
21st Mortgage Corporation	Knoxville, TN
360 Mortgage Group, LLC	Austin, TX
Academy Mortgage Corporation	Draper, UT
Acceptance Lending Corporation, Inc.	Omaha, NE
Acopia, LLC	Goodlettsville, TN
Affinity Mortgage, L.L.C.	Lenexa, KS
AIG Home Loan 1, LLC	Houston, TX
AIG Home Loan 2, LLC	Houston, TX
AIG Home Loan 3, LLC	Houston, TX
AIG Home Loan 4, LLC	Houston, TX
AIG Home Loan 5, LLC	Houston, TX
All American Home Mortgage L.L.C.	Henderson, NV
Alliance Financial Resources, LLC	Phoenix, AZ
Alterra Group, LLC	Las Vegas, NV
Altisource Fulfillment Operations, Inc.	Maryland Heights, MO
Amcap Mortgage, Ltd.	Houston, TX
American Advisors Group	Orange, CA
American Family Financial Services, Inc.	Madison, WI
American Financial Network, Inc.	Brea, CA
American Financial Resources, Inc.	Parsippany, NJ
American Financing Corporation	Aurora, CO
American Internet Mortgage, Inc.	San Diego, CA
American Lending Solutions, LLC	Columbus, WI
American Mortgage Company	North Platte, NE
American Neighborhood Mortgage Acceptance Company LLC	Mount Laurel, NJ
AmeriFirst Home Improvement Finance, LLC	Omaha, NE
AmeriHome Mortgage Company, LLC	Woodland Hills, CA
AmeriNational Community Services, LLC	Albert Lea, MN
Amerisave Mortgage Corporation	Atlanta, GA
Amherst Funding Group, L.P.	Austin, TX
Ark-La-Tex Financial Services, LLC	Plano, TX
Assent Inc.	Irvine, CA
Assurance Financial Group, LLC	Baton Rouge, LA
Atlantis Financial Group, Inc.	Farmington Hills, MI
Barclays Bank PLC	New York, NY
Bay Equity LLC	Sausalito, CA
Bayview Loan Servicing, LLC	Coral Gables, FL

Mortgage Bankers (continued)

Many licensees operate under a trade name. Trade names are not listed in this Report.

Institution	Location
Bayview Opportunity Master Fund IIb, L.P.	Coral Gables, FL
Beneficial Financial I Inc.	Brandon, FL
Best Rate Holdings, LLC	Clearwater, FL
Bills.com, LLC	San Mateo, CA
BofA Merrill Lynch Asset Holdings, Inc.	New York, NY
BowHattan Holdings, Inc.	Scottsdale, AZ
BR1 Holdings, LLC	Palm Beach Gardens, FL
Broker Solutions, Inc.	Tustin, CA
C.U. Mortgage Services, Inc.	New Brighton, MN
Caliber Home Loans, Inc.	Irving, TX
Capital City Mortgage, Inc.	Lincoln, NE
Cardinal Financial Company, Limited Partnership	Charlotte, NC
Cardinal Residential Assets Corp.	New York, NY
Carrington Mortgage Services, LLC	Anaheim, CA
Castle & Cooke Mortgage, LLC	Draper, UT
Catalyst Lending, Inc.	Greenwood Village, CO
Centennial Lending, LLC	Longmont, CO
CGB Agri Financial Services, Inc.	Louisville, KY
Chartwell Financial, LLC	Oak Brook, IL
Cherry Creek Mortgage Co., Inc.	Greenwood Village, CO
Chimera Funding TRS LLC	New York, NY
Churchill Mortgage Corporation	Brentwood, TN
CIS Financial Services, Inc.	Hamilton, AL
Citadel Servicing Corporation	Irvine, CA
Citi GSM Portfolio LLC	New York, NY
CitiFinancial Servicing LLC	O'Fallon, MO
Citimortgage, Inc.	O'Fallon, MO
Citywide Home Loans, a Utah Corporation	Sandy, UT
ClearPath Lending	Irvine, CA
ClearSpring Loan Services, Inc.	Dallas, TX
CMAC Inc.	Omaha, NE
CMC Funding, Inc.	Ponte Vedra Beach, FL
CMG Mortgage, Inc.	San Ramon, CA
Compu-Link Corporation	Lansing, MI
Confident Financial Solutions, Inc.	Boulder, CO
CoreLogic Services, LLC	Irving, TX
Cornerstone Home Lending, Inc.	Houston, TX
Countrywide Home Loans, Inc.	Westlake Village, CA

Mortgage Bankers (continued)

Many licensees operate under a trade name. Trade names are not listed in this Report.

Institution	Location
Credit Control, LLC	Hazelwood, MO
Credit Karma Mortgage, Inc.	San Francisco, CA
Credit Suisse First Boston Mortgage Capital LLC	New York, NY
Crimson Residential Assets Corp.	New York, NY
CrossCountry Mortgage, Inc.	Brecksville, OH
CUSO Mortgage, Inc.	Anaheim, CA
CUW Solutions, LLC	Radnor, PA
Daymark Asset Funding, Inc.	Jacksonville, FL
Daymark Asset Servicing, LLC	Jacksonville, FL
DayMark Financial Acceptance, LLC	Jacksonville, FL
Deephaven Mortgage LLC	Charlotte, NC
Delmar Financial Company	St. Louis, MO
DEVAL LLC	Irving, TX
Diamond Residential Mortgage Corporation	Lake Forest, IL
Digital Risk Mortgage Services, LLC	Maitland, FL
Ditech Financial LLC	Tampa, FL
DLJ Mortgage Capital, Inc.	New York, NY
Dougherty Funding LLC	Minneapolis, MN
Dovenmuehle Mortgage, Inc.	Lake Zurich, IL
Draper and Kramer Mortgage Corp.	Downers Grove, IL
Dyck-O'Neal, Inc.	Dallas, TX
Eagle Mortgage, Inc.	Omaha, NE
East Coast Capital Corp.	Melville, NY
Elkhorn Depositor LLC	New York, NY
Ellington Financial REIT Lending Corp.	Old Greenwich, CT
Embrace Home Loans, Inc.	Middletown, RI
Encore Real Estate Group, LLC	San Diego, CA
Envoy Mortgage Ltd	Houston, TX
EPath Digital, LP	Laguna Beach, CA
Equity Prime Mortgage LLC	Atlanta, GA
Ethos Lending LLC	San Francisco, CA
Everett Financial, Inc.	Dallas, TX
Executive Lending Group, LLC	Lees Summit, MO
Fairway Independent Mortgage Corporation	Madison, WI
Fay Servicing, LLC	Chicago, IL
FBC Mortgage, LLC	Orlando, FL
FCI Lender Services, Inc.	Anaheim Hills, CA
Finance 1, LLC	Omaha, NE

Mortgage Bankers (continued)

Many licensees operate under a trade name. Trade names are not listed in this Report.

Institution	Location
Finance of America Mortgage LLC	Horsham, PA
Finance of America Reverse LLC	Tulsa, OK
Financial Funding Solutions, Inc.	Littleton, CO
First Direct Lending, LLC	Irvine, CA
First Financial Mortgage Services LLC	Overland Park, KS
First Guaranty Mortgage Corporation	Tysons Corner, VA
First Mortgage Company, L.L.C.	Oklahoma City, OK
First Mortgage Solutions, LLC	Kansas City, MO
First Omaha Real Estate Mortgage LLC	Omaha, NE
First Security Mortgage Company	Lincoln, NE
FirstKey Mortgage, LLC	New York, NY
Five Oaks Acquisition Corp.	New York, NY
Flanagan, Clifford P	Lincoln, NE
FNBN I, LLC	Westlake Village, CA
Forethought Life Insurance Company	Indianapolis, IN
Franklin American Mortgage Company	Franklin, TN
Franklin Credit Management Corporation	Jersey City, NJ
Franklin First Financial, Ltd.	Melville, NY
Freedom Loan Services Corporation	Fishers, IN
Freedom Mortgage Corporation	Mt. Laurel, NJ
FreeRateUpdate.com LLC	Chadds Ford, PA
Fritz Mortgage Services LLC	Omaha, NE
Full Access Mortgage, Inc.	LaVista, NE
Full Beaker, Inc.	Bellevue, WA
Gateway Mortgage Group, LLC	Jenks, OK
Geneva Financial, LLC	Tempe, AZ
Genpact Mortgage Services, Inc.	Irvine, CA
Genworth Financial Services, Inc.	Raleigh, NC
Gershman Investment Corp.	Chesterfield, MO
GMH Mortgage Services LLC	Conshohocken, PA
Gold Star Mortgage Financial Group, Corporation	Ann Arbor, MI
Goldenrod Investments, LLC	Omaha, NE
Goldman Sachs Mortgage Company	New York, NY
Goodman Mortgage Corporation	Omaha, NE
Gooi Mortgage, Inc.	Des Moines, IA
Great Plains Mortgage Company, LLC	Omaha, NE

Mortgage Bankers (continued)

Many licensees operate under a trade name. Trade names are not listed in this Report.

Institution	Location
Gregory Funding LLC	Beaverton, OR
GSF Mortgage Corporation	Brookfield, WI
Guaranteed Rate Affinity, LLC	Chicago, IL
Guaranteed Rate, Inc.	Chicago, IL
Guardian Property Services LLC	Papillion, NE
Guild Mortgage Company	San Diego, CA
Highlands Residential Mortgage, Ltd.	Dallas, TX
Home Point Financial Corporation	Ann Arbor, MI
Home Retention Services, Inc.	Houston, TX
Home Servicing, LLC	Baton Rouge, LA
HomeBridge Financial Services, Inc.	Iselin, NJ
Homeowners Financial Group USA, LLC	Scottsdale, AZ
HomePride Acceptance, Inc.	Sioux Falls, SD
HomeServices Lending, LLC	West Des Moines, IA
Homestar Financial Corporation	Gainesville, GA
Homestead Funding Corp.	Albany, NY
Homeward Residential, Inc.	Addison, TX
Household Finance Corporation III	Brandon, FL
HSBC Mortgage Services Inc.	Brandon, FL
iFreedom Direct Corporation	Salt Lake City, UT
Impac Mortgage Corp.	Irvine, CA
Indecomm Holdings, Inc.	Edison, NJ
Intercap Lending Inc.	Draper, UT
Interthinx Services, Inc.	Westlake, TX
Iowa Bankers Mortgage Corporation	Johnston, IA
ISGN Solutions, Inc.	Palm Bay, FL
J.G. Wentworth Home Lending, LLC	Woodbridge, VA
James B. Nutter & Company	Kansas City, MO
Janike, Scott, E.	Lincoln, NE
JH Capital (V.I.), Inc.	St. Thomas, Virgin Islands
JH Portfolio Debt Equities, LLC	Hazelwood, MO
Keystone Mortgage, Inc.	Omaha, NE
KGS-Alpha RE Trading, LLC	New York, NY
Kondaaur Capital Corporation	Orange, CA
Kyanite Services, Inc.	Research Triangle Park, NC
Lakeview Loan Servicing, LLC	Coral Gables, FL
Land Home Financial Services, Inc.	Concord, CA

Mortgage Bankers (continued)

Many licensees operate under a trade name. Trade names are not listed in this Report.

Institution	Location
LeaderOne Financial Corporation	Overland Park, KS
LeadPoint, Inc.	Los Angeles, CA
LenderFi, Inc.	Calabasas, CA
LenderLive Network, LLC	Glendale, CO
LendingTree, LLC	Charlotte, NC
Lenox Financial Mortgage Corporation	Santa Ana, CA
Liberty Home Equity Solutions, Inc.	Rancho Cordova, CA
Lincoln Financial, Inc.	Wayne, NE
Lipsky & Associates, Inc.	Weatherford, TX
Live Well Financial, Inc.	Richmond, VA
LMB Mortgage Services, Inc.	Playa Vista, CA
Loan Simple, Inc.	Englewood, CO
LoanCare, LLC	Virginia Beach, VA
loanDepot.com, LLC	Foothill Ranch, CA
Loanleaders of America, Inc.	Irvine, CA
Loanworks Servicing LLC	Shelton, CT
Long Lake MSR, Inc.	Troy, MI
Longbridge Financial, LLC	Mahwah, NJ
LongVue Mortgage Capital, Inc.	Newport Beach, CA
Low VA Rates, LLC	Lindon, UT
LRML Acquisition LLC	Chicago, IL
Lutheran Church Extension Fund-Missouri Synod	St. Louis, MO
Marix Servicing LLC	Tempe, AZ
Marketplace Home Mortgage, L.L.C.	Edina, MN
Matrix Financial Services Corporation	Minnetonka, MN
MAXEX Clearing LLC	Atlanta, GA
McCown, James, P	Lincoln, NE
MCP Asset Company, Inc.	New York, NY
Megastar Financial Corp.	Denver, CO
Members Mortgage Services, L.L.C.	Hutchinson, KS
Meridian Home Mortgage Corporation	Westminster, MD
Merrill Lynch Mortgage Lending, Inc.	New York, NY
MGIC Mortgage Services, LLC	Milwaukee, WI
Mid America Mortgage, Inc.	Addison, TX
Midwest Family Lending Corporation	Urbandale, IA
MJ Mortgage Inc.	Glenwood, IA
MLD Mortgage Inc.	Florham Park, NJ
MorEquity, Inc.	Evansville, IN

Mortgage Bankers (continued)

Many licensees operate under a trade name. Trade names are not listed in this Report.

Institution	Location
Morgan Stanley Mortgage Capital Holdings LLC	New York, NY
Moria Development, Inc.	Chandler, AZ
Mortgage Lenders of America, LLC	Overland Park, KS
Mortgage Research Center, LLC	Columbia, MO
Mortgage Solutions of Colorado, LLC	Colorado Springs, CO
Mortgage Specialists, LLC	Omaha, NE
Mortgage Support Services, LLC	Fulton, MO
Mount Olympus Mortgage Company	Irvine, CA
Movement Mortgage, LLC	Indian Land, SC
MRN cubed, LLC	Frisco, TX
MTGLQ Investors, L.P.	New York, NY
Mutual of Omaha Mortgage, LLC	Omaha, NE
myCUMortgage, LLC	Beavercreek, OH
National Asset Mortgage, LLC	Columbia, SC
Nations Lending Corporation	Independence, OH
Nations Reliable Lending, LLC	Houston, TX
Nationstar Mortgage LLC	Dallas, TX
Nationwide Advantage Mortgage Company	Des Moines, IA
Nationwide Equities Corporation	Mahwah, NJ
Neighborhood Assistance Corporation of America	Boston, MA
New Day Financial, LLC	Fulton, MD
New Penn Financial, LLC	Plymouth Meeting, PA
New Residential Mortgage LLC	New York, NY
Nomura Credit & Capital, Inc.	New York, NY
Norwich Commercial Group, Inc.	Avon, CT
NWL Company, LLC	New York, NY
Oceanside Mortgage Company	Toms River, NJ
Ocwen Loan Servicing, LLC	West Palm Beach, FL
Ocwen Mortgage Servicing, Inc.	St. Croix, VI
On Q Financial, Inc.	Scottsdale, AZ
One Reverse Mortgage, LLC	San Diego, CA
OneMain Financial Group, LLC	Baltimore, MD
OneMain Financial Services, Inc.	Evansville, IN
Onslow Bay Financial LLC	New York, NY
Open Mortgage, LLC	Austin, TX

Mortgage Bankers (continued)

Many licensees operate under a trade name. Trade names are not listed in this Report.

Institution	Location
Pacific Union Financial, LLC	Irving, TX
Paramount Equity Mortgage, LLC	Roseville, CA
Paramount Residential Mortgage Group, Inc.	Corona, CA
Parkside Lending, LLC	San Francisco, CA
PennyMac Corp.	Westlake Village, CA
PennyMac Holdings, LLC	Westlake Village, CA
PennyMac Loan Services, LLC	Westlake Village, CA
Performance Equity Partners, Inc.	Tinley Park, IL
PERL Mortgage, INC.	Chicago, IL
PHH Home Loans, LLC	Mount Laurel, NJ
PHH Mortgage Corporation	Mount- Laurel, NJ
Pillar Financial, Inc.	Omaha, NE
Pingora Loan Servicing, LLC	Denver, CO
Planet Home Lending, LLC	Meriden, CT
Plateau Data Services, LLC	San Mateo, CA
Platinum Home Mortgage Corporation	Rolling Meadows, IL
Plaza Home Mortgage, Inc.	San Diego, CA
PNMAC Mortgage Opportunity Fund Investors, LLC	Westlake Village, CA
Podium Mortgage Capital LLC	St. Paul, MN
Premia Mortgage, LLC	Troy, MI
Premier Home Mortgage, Inc.	Rapid City, SD
Premier Lending Alliance, LLC	Johnston, IA
Premier Processing, LLC	Birmingham, MI
Primary Capital Mortgage, LLC	Atlanta, GA
Primary Residential Mortgage, Inc.	Salt Lake City, UT
Prospect Mortgage, LLC	Sherman Oaks, CA
Provident Funding Associates, L.P.	San Bruno, CA
Quantum Servicing Corporation	Tampa, FL
Quicken Loans Inc.	Detroit, MI
Radian Clayton Services LLC	Philadelphia, PA
RBS Financial Products Inc.	Stamford, CT
Real Time Resolutions, Inc.	Dallas, TX
Recovco Mortgage Management, LLC	Irving, TX
Redwood Residential Acquisition Corporation	Mill Valley, CA
Regent Financial Group, Inc.	Omaha, NE
Reliance First Capital, LLC	Melville, NY
Residential Bancorp	North Canton, OH

Mortgage Bankers (continued)

Many licensees operate under a trade name. Trade names are not listed in this Report.

Institution	Location
Resolution Capital, L.P.	Dallas, TX
Resurgent Capital Services L.P.	Greenville, SC
Reverse Mortgage Funding LLC	Bloomfield, NJ
Reverse Mortgage Solutions, Inc.	Houston, TX
Reverse Mortgages.com, Inc.	Columbia, MO
Rotella Mortgage, Inc.	Ralston, NE
RoundPoint Mortgage Servicing Corporation	Charlotte, NC
Royal United Mortgage LLC	Indianapolis, IN
Rushmore Loan Management Services LLC	Irvine, CA
RWT Financial, LLC	Chicago, IL
SecurityNational Mortgage Company	Salt Lake City, UT
Select Portfolio Servicing, Inc.	West Valley City, UT
Selene Finance LP	Houston, TX
Semper Home Loans, Inc.	Providence, RI
Seneca Mortgage Servicing LLC	Elma, NY
Service Finance Company, LLC	Boca Raton, FL
Servis One, Inc.	Irving, TX
Seterus, Inc.	Research Triangle Park, NC
SG Capital Partners LLC	Stamford, CT
Shelter Mortgage Company, L.L.C.	Brown Deer, WI
Sierra Pacific Mortgage Company, Inc.	Folsom, CA
SIRVA Mortgage, Inc.	Independence, OH
Siwell, Inc.	Lubbock, TX
Skyline Financial Corp.	Calabasas, CA
SL Servicing, LLC	Santa Ana, CA
SN Servicing Corporation	Baton Rouge, LA
SoFi Mortgage, LLC	Frisco, TX
Southwest Stage Funding, LLC	Gilbert, AZ
Sovereign Lending Group Incorporated	Costa Mesa, CA
Specialized Loan Servicing LLC	Highlands Ranch, CO
State Farm Bank, F.S.B.	Bloomington, IL
Statebridge Company, LLC	Greenwood Village, CO
Stearns Lending, LLC	Santa Ana, CA
Suburban Mortgage, Inc.	Phoenix, AZ
Sun West Mortgage Company, Inc.	Cerritos, CA
Sutherland Mortgage Services, Inc.	Houston, TX

Mortgage Bankers (continued)

Many licensees operate under a trade name. Trade names are not listed in this Report.

Institution	Location
Sutton Funding LLC	New York, NY
SWBC Mortgage Corporation	San Antonio, TX
Synergy One Lending, Inc.	San Diego, CA
TCS E-Serve America, Inc.	Milford, OH
Team USA Mortgage L.L.C.	Quincy, IL
TH TRS Corp.	Minnetonka, MN
The Money Source Inc.	Melville, NY
The Private Mortgage Group LLC	Omaha, NE
TheBestRefi, LLC	Aliso Viejo, CA
Total Mortgage Services, LLC	Milford, CT
Towne Mortgage Company	Troy, MI
Traditional Mortgage Acceptance Corporation	Bellevue, WA
Triad Financial Services, Inc.	Jacksonville, FL
Trinity Financial Services, LLC	Newport Beach, CA
TruHome Solutions, LLC	Lenexa, KS
U.S. Home Mortgage, Inc	Lincoln, NE
Union Home Mortgage Corp.	Strongsville, OH
United Fidelity Funding Corp.	Kansas City, MO
United Guaranty Services, Inc.	Greensboro, NC
United Security Financial Corp	Murray, UT
United Shore Financial Services, LLC	Troy, MI
Universal Lending Corporation	Denver, CO
Urban Fulfillment Services, LLC	Broomfield, CO
US Mortgage Corporation	Melville, NY
V.I.P. Mortgage, Inc.	Scottsdale, AZ
Vanderbilt Mortgage and Finance, Inc.	Maryville, TN
Vendor, LLC	Overland Park, KS
Vendor Resource Management, Inc.	Pomona, CA
Verus Residential Loanco, LLC	Washington, DC
VLN, Inc.	Edmond, OK
Wallick & Volk, Inc.	Cheyenne, WY
WEI Mortgage LLC	McLean, VA
Wells Fargo Clearing Services, LLC	St. Louis, MO
Wells Fargo Financial Nebraska, Inc.	Des Moines, IA

Mortgage Bankers (continued)

Many licensees operate under a trade name. Trade names are not listed in this Report.

Institution	Location
Wells Fargo USA Holdings, Inc.	Des Moines, IA
Weststar Mortgage Corporation	Albuquerque, NM
Wipro Gallagher Solutions, Inc.	Franklin, TN
Zenta Mortgage Services, LLC	Charlotte, NC
Zillow Group Mortgages, Inc.	Seattle, WA
Zimmerman Mortgage Corporation	Omaha, NE

As of 6/30/17 Nebraska had 374 Mortgage Bankers.



Securities Analyst, Cathy Jones, (second from left) speaking on a panel at the NASAA Cybersecurity Roundtable in Washington, D.C.

Bureau of Securities

Licensees/Registrants by the Numbers

Bureau of Securities (Registered)	6/30/2011	6/30/2012	6/30/2013	6/30/2014	6/30/2015	6/30/2016	6/30/2017
Broker-Dealers	1,416	1,320	1,289	1,360	1,373	1,364	1,358
Agents of Broker-Dealers	84,179	86,447	87,600	93,483	98,286	102,745	103,184
Investment Advisers	75	93	95	101	109	112	100
Federal Covered Advisers	1,086	1,093	1,139	1,184	1,273	1,319	1,371
Investment Adviser Representatives	3,419	3,410	3,494	3,825	3,911	4,035	4,251

New Registrations

	6/30/2017
Broker-Dealers	74
Agents of Broker-Dealers	23,292
Investment Advisers	6
Federal Covered Advisers	158
Investment Adviser Representatives	863

Loan Brokers (for the period ending 6/30/2017)

Institution	City	State
Commercial Loan Solutions, LLC	Omaha	NE
Common Bond, Inc.	Brooklyn	NY
Fundera, Inc.	New York	NY
Heartland Financial & Insurance	Holdrege	NE
IH Capital, LLC	New York	NY
Innovative Funding Services, L.L.C.	Austin	TX
RockBridge Capital, LLC	Columbus	OH

Enforcement Actions

	6/30/2015	6/30/2016	6/30/2017
Investigations Initiated	20	24	30
Investigations Closed	28	19	33
Cease & Desist Orders	0	1	3
Denials	0	0	0
License Revocations	0	1	0
Permanent Injunctions	0	0	0
Criminal Referrals	1	3	0
Criminal Convictions	4	0	3
Consent Orders	9	7	3
Number of fines, penalties, costs and unregistered securities assessed	7	8	3

Securities Registrations and Exemptions (for the period ending June 30, 2017)

SECURITIES OFFERINGS FILED			
INITIAL FILINGS - Type	Paper Filing	Electronic Filing	Total
Stock	0	0	0
Debt	0	0	0
Partnership	1	0	1
Mutual Funds	274	2,271	2,545
Unit Investment Trusts	1,585	0	1,585
Other	61	0	61
TOTAL OF INITIAL FILINGS	1,921	2,271	4,192
RENEWALS AND ADDITIONALS			
Additional	273	4,592	4,865
Mutual Fund Renewals	2,759	22,247	25,006
Other Renewals	101	0	101
SUBTOTAL	3,133	26,839	29,972
Withdrawn	11	0	11
	3,122	26,839	29,961
GRAND TOTAL OF SECURITIES OFFERINGS FILED	5,043	29,110	34,153
EXEMPTION FILINGS			
Uniform Limited Offering Exemption (ULOE)	129	264	393
Intrastate (Form SODD)	0	0	0
§ 8-1111(9) Exemptions	127	0	127
Other Exemptions	7	0	7
Exemption Withdrawals	9	46	55
TOTAL EXEMPTIONS	271	310	581
BUSINESS OPPORTUNITY FILINGS			
New Business Opportunity Filings			
Business Opportunity Renewals	5	0	5
TOTAL BUSINESS OPPORTUNITY FILINGS	5	0	5
§ 59-1722 Franchise Exemptions	197		197

§ Indicates State Statute

Historical Data – Securities Act Cash Fund Status

Year	Income	Securities Fund Expense	Funds Used by Financial Institutions Division	Transferred to State of Nebraska General Fund	Ending Balance
2012	23,780,112	1,430,535		19,000,000	13,587,592
2013	23,928,128	1,417,368		19,000,000	17,098,351
2014	26,517,042	1,443,978		23,000,000	19,171,415
2015	26,923,976	1,451,926		23,000,000	21,643,466
2016	28,112,208	1,399,075		30,000,000	18,356,599
2017	\$26,892,788	\$1,475,595		\$30,000,000	\$13,773,793

Historical Data – Issuer Applications

Year	Number of Registrations	Amount of Issued Registrations in Dollars	Registrations Denied or Withdrawn
2012	28,965	17,955,119,000	20
2013	25,179	18,245,373,000	13
2014	27,691	20,654,108,000	11
2015	32,400	20,852,152,000	17
2016	33,407	21,648,937,000	17
2017	35,035	\$20,680,820,000	11

Historical Data – Registration of Broker-Dealers and Agents

Year	Broker-Dealers Registered	Number Denied	Cancellations & Withdrawals	Agents Registered	Agents Denied
2012	1,320	0	199	86,447	0
2013	1,289	0	98	87,600	0
2014	1,360	0	21	93,483	0
2015	1,373	0	66	98,256	0
2016	1,364	0	72	102,745	0
2017	1,358	0	80	103,184	0

Appendix A

Department Leadership Through the Years

1892 to 1895	Richard H. Townley, Secretary, State Banking Board
1895 to 1901	P.L. Hall, Secretary, State Banking Board
1901 to 1917	Edward Royse, Secretary, State Banking Board
1917 to 1919	J.J. Tooley, Secretary, State Banking Board
1919 to 1925	J.E. Hart, Secretary, State Banking Board
1925 to 1927	Kirk Griggs, Secretary, State Banking Board
1927 to 1931	Clarence G. Bliss, Secretary, State Banking Board
1929 to 1931	George W. Woods, Bank Commissioner
1931 to 1933	E.H. Luikart, Secretary, State Banking Board
1933 to 1935	George W. Woods, Deputy Superintendent
1935 to 1939	B.N. Saunders, Superintendent of Banking
1939 to 1943	Wade R. Martin, Director of Banking
1943 to 1947	J. Fred Peters, Director of Banking
1947 to 1959	J.F. McLain, Director of Banking
1959 to 1961	Edwin N. Van Horne, Director of Banking
1961 to 1964	Ralph E. Misko, Director of Banking
1964 to 1966	Henry E. Ley, Director of Banking
1966 to 1967	Byron Dunn, Director of Banking
1967 to 1969	C.R. Haines, Director of Banking
1969 to 1970	Edwin A. Langley, Director of Banking
1971 to 1975	Henry E. Ley, Director of Banking
1975 to 1978	William H. Riley, Director of Banking & Finance
1979 to 1979	Charles W. Mitchell, Acting Director of Banking & Finance
1979 to 1983	Paul J. Amen, Director of Banking & Finance
1983 to 1984	John P. Miller, Director of Banking & Finance
1984 to 1985	Roger M. Beverage, Director of Banking & Finance
1985 to 1985	Roger W. Hirsch, Acting Director of Banking & Finance
1985 to 1987	James C. Barbee, Director of Banking & Finance
1987 to 1991	Cynthia H. Milligan, Director of Banking & Finance
1991 to 1998	James A. Hansen, Director of Banking & Finance
1998 to 1999	Peter M. Graff, Director of Banking & Finance
1999 to 1999	Ray A. Pont, Interim Director of Banking & Finance
1999 to 2004	Samuel P. Baird, Director of Banking & Finance
2004 to 2005	Ray A. Pont, Acting Director of Banking & Finance
2005 to 2014	John Munn, Director of Banking & Finance
2014 to 2015	Ray A. Pont, Acting Director of Banking & Finance
2015 to Present	Mark Quandahl, Director of Banking & Finance

Historical Data - State-Chartered Commercial Banks

Year	In Operation	Total Capital And Reserves	Total Deposits	Total Assets
1897	320	\$9,321,526	\$13,902,940	\$23,670,864
1898	324	9,112,456	18,225,180	27,680,475
1899	339	7,895,874	18,740,754	27,053,693
1900	347	8,215,314	22,499,021	30,683,955
1901	381	8,555,074	27,634,116	36,297,246
1902	429	9,987,372	31,279,615	41,350,747
1903	459	9,986,483	33,596,040	44,678,440
1904	482	10,649,382	36,764,743	48,608,440
1905	530	11,926,588	49,047,081	62,193,973
1906	563	12,257,299	54,113,470	67,977,826
1907	601	13,625,641	60,783,452	73,167,880
1908	615	14,376,722	62,583,790	78,719,474
1909	659	15,727,371	71,647,454	89,134,446
1910	664	16,581,971	70,172,423	88,836,697
1911	669	17,134,008	72,192,000	91,893,258
1912	695	18,602,383	80,631,192	102,569,968
1913	715	19,479,801	89,228,696	112,791,202
1914	765	21,463,151	91,393,643	117,634,172
1915	805	23,523,191	111,119,961	141,703,258
1916	845	25,802,915	158,240,184	193,208,902
1917	923	29,365,323	204,175,998	256,277,509
1918	942	31,401,671	231,560,771	277,394,621
1919	1002	36,079,610	270,505,130	325,554,901
1920	1022	38,266,672	246,604,458	309,707,591
1921	987	34,705,961	210,627,624	268,017,163
1922	955	33,244,250	231,582,121	285,249,243
1923	937	32,883,200	237,552,204	284,897,103
1924	920	32,814,742	262,132,117	310,734,386
1925	879	30,767,239	272,564,233	320,826,854
1926	837	30,288,177	267,390,928	313,407,077
1927	855	29,212,913	266,707,861	310,318,622
1928	726	27,976,756	244,660,162	284,070,749
1929	647	25,875,885	187,394,417	222,769,134
1930	580	23,487,536	138,105,586	167,722,915
1931	472	16,727,262	86,421,090	109,621,464
1932	430	15,140,042	62,867,165	84,517,404
1933	381	14,298,072	57,563,987	72,505,998
1934	309	11,324,328	66,540,391	78,269,301
1935	302	11,307,447	69,116,798	80,831,084
1936	301	11,809,016	74,919,950	87,084,090
1937	296	11,466,639	69,261,285	81,639,898
1938	293	11,621,199	65,573,363	78,140,675
1939	288	\$12,143,888	\$69,971,473	\$81,196,369

Historical Data - State-Chartered Commercial Banks (continued)

Year	In Operation	Total Capital And Reserves	Total Deposits	Total Assets
1940	284	\$12,339,843	\$77,092,644	\$89,525,065
1941	285	12,884,569	84,936,767	99,040,764
1942	273	13,224,408	134,614,352	147,895,224
1943	275	14,271,379	195,819,709	210,153,432
1944	278	15,439,463	232,311,061	248,027,844
1945	279	16,330,905	261,960,097	278,379,583
1946	282	18,007,659	334,006,685	352,474,541
1947	282	19,839,672	374,999,948	395,523,900
1948	283	21,741,533	367,447,421	389,682,165
1949	283	24,092,119	354,590,644	379,227,765
1950	287	26,510,366	352,452,505	379,771,197
1951	288	28,772,019	375,394,337	404,909,136
1952	287	30,140,895	392,552,248	425,581,807
1953	289	32,934,902	411,170,139	447,965,252
1954	290	37,042,727	414,773,669	453,268,269
1955	292	39,647,391	408,991,675	451,091,638
1956	293	42,536,145	390,189,854	434,790,998
1957	292	44,944,995	394,979,382	443,503,815
1958	293	48,447,514	415,986,871	467,411,647
1959	295	51,525,789	471,421,079	526,906,743
1960	299	56,723,400	465,951,000	528,210,800
1961	300	60,069,000	500,059,000	564,145,000
1962	301	65,255,000	548,373,000	618,917,000
1963	300	68,980,000	601,454,000	679,710,000
1964	303	77,105,000	654,189,000	741,548,000
1965	304	79,705,803	665,398,095	755,454,341
1966	305	85,584,536	724,470,433	821,238,073
1967	308	92,030,994	791,340,315	893,556,155
1968	308	99,159,681	895,981,916	1,007,600,518
1969	311	109,021,675	1,042,536,046	1,176,376,874
1970	312	121,707,930	1,121,140,134	1,275,660,872
1971	312	134,227,083	1,296,993,158	1,465,787,359
1972	316	151,449,647	1,477,030,337	1,673,205,709
1973	322	171,160,456	1,792,977,624	2,015,843,534
1974	324	196,611,779	2,018,984,528	2,341,434,558
1975	328	221,199,058	2,314,527,530	2,604,661,952
1976	329	250,786,000	2,553,728,000	2,844,966,000
1977	322	280,084,000	2,781,804,000	3,122,977,000
1978	335	313,575,000	3,191,859,000	3,550,011,000
1979	336	353,489,000	3,462,379,000	3,895,422,000
1980	340	406,851,000	3,774,973,000	4,268,013,000
1981	340	457,124,000	4,238,958,000	4,817,262,000
1982	340	\$504,329,000	\$4,679,017,000	\$5,366,954,000

Historical Data - State-Chartered Commercial Banks (continued)

Year	In Operation	Total Capital And Reserves	Total Deposits	Total Assets
1983	340	\$554,134,000	\$5,221,468,000	\$5,905,803,000
1984	340	591,872,000	5,579,833,000	6,337,343,000
1985	332	602,369,000	5,767,917,000	6,519,664,000
1986	316	587,630,000	5,836,576,000	6,553,386,000
1987	311	593,326,000	5,948,616,000	6,689,535,000
1988	299	633,724,000	6,155,482,000	6,941,344,000
1989	294	673,878,000	6,413,373,000	7,246,867,000
1990	278	719,166,000	6,850,454,000	7,740,897,000
1991	281	775,507,000	7,516,829,000	8,511,052,000
1992	274	835,334,000	7,860,795,000	8,920,189,000
1993	258	871,730,000	8,024,940,000	9,117,993,000
1994	253	900,979,000	8,066,120,000	9,301,831,000
1995	239	997,652,000	8,423,851,000	9,752,609,000
1996	234	1,026,867,000	8,705,436,000	10,100,663,000
1997	229	1,086,698,000	9,238,326,000	10,804,157,000
1998	225	1,110,796,000	9,453,453,000	11,114,113,000
1999	216	1,141,079,000	9,795,909,000	11,670,911,000
2000	204	1,219,339,000	10,542,428,000	12,811,435,000
2001	198	1,340,662,000	11,273,003,000	13,730,070,000
2002	196	1,422,794,000	11,815,637,000	14,486,025,000
2003	192	1,568,094,000	12,933,354,000	15,878,215,000
2004	188	1,869,032,000	13,302,372,000	16,662,927,000
2005	184	1,972,713,000	13,375,402,000	16,859,175,000
2006	187	2,034,579,000	14,142,596,000	17,785,286,000
2007	187	2,168,497,000	14,761,492,000	18,508,808,000
2008	182	2,336,058,000	15,939,780,000	20,141,454,000
2009	180	2,567,620,000	18,175,089,000	22,570,676,000
2010	178	2,617,873,000	19,462,038,000	26,080,785,000
2011	177	2,947,156,000	21,724,542,000	28,415,413,000
2012	174	3,244,149,000	23,263,012,000	30,424,100,000
2013	175	3,419,615,000	25,179,370,000	33,082,737,000
2014	171	3,627,272,000	26,162,527,000	34,809,104,000
2015	167	4,317,764,000	27,412,224,000	37,165,034,000
2016	163	4,244,010,000	28,909,062,000	39,912,461,000
2017	158	\$4,662,769,000	\$30,546,253,000	\$42,098,630,000

Appendix C State-Chartered Credit Unions Comparative Statement

	6/30/2015	6/30/2016	6/30/2017
ASSETS			
Unsecured Credit Card Loans	\$8,859,947	\$10,192,224	\$11,578,216
All Other Unsecured Loans	13,261,964	14,706,288	15,002,673
New Auto Loans	20,935,500	25,134,231	26,047,607
Used Auto Loans	140,161,705	154,573,889	159,652,178
1st Mortgage Real Estate Loans	145,870,970	152,327,225	167,060,793
Other Real Estate Loans	44,284,281	48,477,564	51,893,098
Leases Receivable	0	0	0
Other Member Loans	40,562,050	48,074,508	48,296,787
All Other Loans			
TOTAL LOANS	\$413,936,417	\$453,485,929	\$479,531,352
Loans Held for Sale	11,897,367	4,668,415	4,383,862
Allowance for Loan Losses	(3,522,425)	(3,552,884)	(4,215,685)
Cash	35,077,919	51,907,989	45,481,053
INVESTMENTS			
Available for Sale Securities / 1	78,952,355	71,427,185	60,980,801
Held to Maturity Securities / 1	35,993,567	21,934,807	20,411,936
Loan to, Deposits in, Natural Person CUs / 1	4,608,027	6,846,911	6,157,020
U.S. Govt. Obligations / 2			
Federal Agency Sec. / 2			
All Mutual Funds / 2			
Total MCSD and PIC in Corporate	2,327,367	2,301,075	2,134,890
Corp. Central (CD)	4,300,000	2,448,035	2,800,000
Banks and S & Ls (Cert. DEP)	71,371,628	82,822,320	67,642,605
All Other Investments	1,635,395	1,751,928	6,503,004
TOTAL INVESTMENTS	\$199,188,339	\$189,532,261	\$166,630,256
OTHER ASSETS			
Land and Bldg (NET of DEP)	20,419,487	19,728,052	21,524,327
Other Fixed Assets	1,857,354	1,671,906	1,474,160
Foreclosed and Repossessed Assets / 3	204,775	334,034	125,899
Share INS CAP Deposit / 4	5,538,731	5,816,660	5,882,289
Other Assets	11,464,220	12,656,191	16,563,923
TOTAL ASSETS	\$696,062,184	\$736,248,553	\$737,381,436

1 / Categories reflect report change in 2006

2 / Categories only available prior to 2006

3 / Other real estate prior to 2004

4 / Previously listed as an investment

State-Chartered Credit Unions Comparative Statement (continued)

	6/30/2015	6/30/2016	6/30/2017
LIABILITIES			
Other Borrowings / 5	\$22,500,000	\$29,800,000	\$22,150,000
Reverse Repo Agreement			
Subordinated CDCU Debt			
DIV/INT Payable	108,494	88,431	93,136
Acct. Payable & Liabilities	8,898,062	7,977,573	10,251,468
TOTAL LIABILITIES	\$31,506,556	\$37,866,004	\$32,494,604
SAVINGS/EQUITY			
Share Drafts	87,464,748	100,785,238	104,761,582
Regular Shares	254,393,017	269,642,141	272,664,286
Money Market Shares / 7	23,828,446	23,522,771	25,611,276
Share Certificates / 7	146,303,878	144,483,188	139,125,900
IRA/KEOGH Accounts / 7	45,573,878	43,330,846	41,789,943
All Other Shares / 6	13,689,673	14,324,382	13,225,978
Non-Member Deposits / 7	8,321,673	11,027,551	19,273,819
TOTAL SAVINGS	\$579,574,909	\$607,116,117	\$616,416,819
Regular Reserves	41,531,370	43,489,628	43,691,420
Investment Valuation Reserve			
Uninsured Second Capital			
Unrealized G/L A-F-S SEC Gains / (Losses)	(517,518)	276,151	(575,545)
Other Reserves	4,846,960	2,947,718	2,947,718
Undivided Earnings	38,739,243	42,441,149	40,273,529
Net Income	380,664	698,820	270,681
Miscellaneous Equity	0	1,412,966	1,412,210
EQUITY TOTAL	\$84,980,719	\$91,266,432	\$88,470,013
TOTAL SAVINGS/EQUITY	\$664,555,628	\$698,382,549	\$704,886,832
TOTAL LIABILITIES/SAVINGS/EQUITY	\$696,062,184	\$736,248,553	\$737,381,436

5 / Category previously listed as Promissory and other Notes Payable

6 / Category definitions changed in 2006 to include previously defined categories

7 / Category detail exists only prior to 2006

(a) Prior to June 2006, included money market, share certificates, IRA/KEOGH and non-member shares for short form filers.

Appendix D

State-Chartered Trust Companies Comparative Statement

Institution	Location
Constellation Trust Company	Omaha
Provident Trust Company	Omaha
First Nebraska Trust Company	Lincoln
NBC Trust Company	Lincoln

	6/30/2015		6/30/2016		6/30/2017	
	3 Companies		4 Companies		4 Companies	
ASSETS: (<i>\$ Amount in Thousands</i>)						
Non-interest Bearing Deposits-Own Institution	211		371		312	
Non-interest Bearing Deposits-Other Institutions	9,712		14,629		12,700	
Interest Bearing Deposits-Own Institution	0		0		0	
Interest Bearing Deposits-Other Institutions	58,249		54,561		64,639	
U.S. Government and Agency Obligations	2,676		1,899		599	
State, County and Municipal Obligations	48,265		44,382		42,651	
Money Market Mutual Funds	158,502		182,006		248,457	
Other Short Term Obligations	25,618		25,274		210	
Other Notes and Bonds	16,585		12,192		10,212	
Common and Preferred Stocks	1,057,485		1,256,215		1,346,514	
Real Estate Mortgages	29,932		39,861		43,063	
Real Estate	63,580		62,770		65,012	
Miscellaneous Assets	130,755		152,053		193,741	
Total Discretionary Assets		\$1,601,570		\$1,846,213		\$2,028,110
Total Non-Discretionary Assets	\$3,363,407		\$3,584,840		\$4,167,412	
TOTAL ASSETS	\$4,964,977		\$5,431,053		\$6,195,522	
NUMBER OF ACCOUNTS						
Total Number of Discretionary Accounts	1,461		1,645		1,747	
Total Number of Non-Discretionary Accounts	13,863		13,472		14,307	
TOTAL NUMBER OF ACCOUNTS	15,324		15,117		16,054	

Delayed Deposit Services Licensees

Statement of Income and Expenses

Number of full-time employees 246. Number of part-time employees 60.
for the period January 1, 2016 through December 31, 2016

Schedule A

Income

DDS Transaction Fees Collected	27,513,110
DDS NSF Penalties Related to DDS Transactions	50,145
DDS Charge Off Recovery	3,637,174
DDS Checks Sold for Collection	255,109
Total Income attributable to DDS	\$31,455,539
Income from non-DDS Business Conducted at Location and Its Branches	3,790,779
Gross Income	\$35,246,319

Expenses

Expenses:	
Bad Debt (Charge off)	7,906,852
--Salary	8,560,837
Collection Expenses (Fees related to collection of checks)	637,868
Other DDS Expenses	8,226,584
Expenses from non-DDS Business	372,169
Total Expenses	\$25,704,311
Net Income (Gross Income - Total Expenses)	\$9,542,007

Schedule B

Statement of Assets and Liabilities as of 12/31/2016	
Cash on Hand and in Banks - Available for DDS Operation	7,493,185
Current Inventory	9,734,717
Collection Inventory	1,527,333
Total Assets	\$28,765,556
Total Liabilities	1,387,424
Net Worth	\$27,378,132
Total Liabilities + Net Worth (must equal Total Assets)	\$28,765,556

Appendix F

Historical Data - Securities Act Cash Fund Status

Year	Income	Securities Fund Expense	Funds Used by Financial Institutions Division	Transferred to State of Nebraska General Fund	Ending Balance
1939	\$6,193	\$4,410			\$12,061
1940	7,145	6,320			12,841
1941	5,046	5,486			12,802
1942	4,141	3,000			13,543
1943	4,961	3,507			14,998
1944	5,632	4,750			15,879
1945	8,928	6,803			18,003
1946	13,845	7,891			23,977
1947	10,812	8,816			25,972
1948	9,462	9,719			25,715
1949	10,578	9,908			26,384
1950	14,349	12,528			28,205
1951	15,970	10,431			33,744
1952	17,961	14,244			37,461
1953	15,796	15,469			37,789
1954	20,094	16,122			41,671
1955	56,121	18,247			79,635
1956	36,925	27,312			89,248
1957	37,458	34,148			92,558
1958	44,217	18,310			118,456
1959	59,160	21,041		\$87,910	68,674
1960	56,095	32,490			92,279
1961	93,293	26,640	\$20,177		138,754
1962	84,195	24,665	22,870		175,414
1963	65,892	17,144	36,914	107,503	79,744
1964	73,040	14,720	53,041		85,023
1965	99,917	10,535	46,750		127,655
1966	122,601	27,695			222,561
1967	127,622	30,744			391,439
1968	103,638	38,675			* 384,403
1969	282,826	41,039			626,189
1970	238,716	49,524		576,189	239,193
1971	196,324	57,318			378,198
1972	238,201	54,591	335,820		225,987
1973	303,244	53,510			475,721
1974	222,982	66,216	35,000		597,486
1975	294,904	92,669			799,721
1976	\$263,400	\$93,960		\$650,000	\$319,160

*Adjusted from a calendar year reporting to a fiscal year beginning with the year 1967/1968.

Historical Data – Securities Act Cash Fund Status (continued)

Year	Income	Securities Fund Expense	Funds Used by Financial Institutions Division	Transferred to State of Nebraska General Fund	Ending Balance
1977	\$348,188	\$114,168			\$553,180
1978	388,138	129,703			811,616
1979	644,668	137,669		\$1,000,000	318,615
1980	1,382,923	217,896		1,000,000	483,642
1981	1,933,972	234,662		1,000,000	1,182,951
1982	2,731,444	241,846		2,500,000	1,172,548
1983	2,724,346	270,889		3,400,000	226,005
1984	2,329,448	346,303		2,000,000	209,151
1985	2,751,985	506,926			2,454,210
1986	4,583,858	393,491		1,000,000	5,644,577
1987	6,398,986	481,880		3,000,000	8,561,683
1988	6,013,741	539,064		6,000,000	8,036,360
1989	5,640,939	550,907		9,800,000	3,326,392
1990	5,589,758	575,244		4,000,000	4,340,908
1991	5,258,270	566,022		4,000,000	5,033,155
1992	5,788,698	759,553		4,000,000	6,062,300
1993	6,530,292	719,772		7,000,000	4,872,820
1994	8,375,968	733,479		6,000,000	6,515,309
1995	9,395,159	787,188		6,000,000	9,123,280
1996	10,090,840	817,799		9,000,000	9,396,321
1997	11,233,134	879,814		11,000,000	8,749,640
1998	12,915,388	861,660		9,000,000	11,803,368
1999	13,909,799	903,478		9,000,000	15,809,689
2000	16,837,246	971,783		15,000,000	16,675,152
2001	17,815,112	1,010,507		17,000,000	16,479,757
2002	16,322,333	973,200		17,500,000	14,328,889
2003	13,910,094	999,418		16,500,000	10,739,564
2004	19,041,410	985,019		15,000,000	13,795,956
2005	15,001,541	1,140,021		19,100,000	8,557,476
2006	15,587,788	1,071,972		16,000,000	7,073,292
2007	18,443,864	1,080,923		16,000,000	8,436,232
2008	23,658,511	1,090,520		11,000,000	20,004,303
2009	24,904,074	1,188,387		19,000,000	24,719,989
2010	24,844,300	1,291,931		24,286,041	23,986,318
2011	24,863,949	1,290,131		37,322,121	10,238,015
2012	23,780,113	1,430,535		19,000,000	13,587,592
2013	23,928,128	1,417,369		19,000,000	17,098,352
2014	26,517,042	1,443,978		23,000,000	19,171,416
2015	26,923,977	1,451,926		23,000,000	21,643,467
2016	28,112,209	1,399,075		30,000,000	18,356,600
2017	\$26,892,788	\$1,475,595		\$30,000,000	\$13,773,793

Appendix G

Historical Data – Issuer Applications

Year	Number of Registrations	Amount of Issued Registrations in Dollars	Registrations Denied or Withdrawn	Year	Number of Registrations	Amount of Issued Registrations in Dollars	Registrations Denied or Withdrawn
1939	30	\$2,362,575	8	1976	964	\$231,153,028	0
1940	41	2,883,400	4	1977	734	173,514,576	14
1941	34	1,492,511	2	1978	818	234,362,503	28
1942	32	1,260,800	1	1979	847	437,864,783	41
1943	36	2,136,200	0	1980	1,329	1,053,033,936	25
1944	35	2,646,000	0	1981	1,575	1,536,501,075	67
1945	55	5,492,550	0	1982	1,786	2,607,490,277	119
1946	80	9,459,847	4	1983	2,299	2,451,475,402	147
1947	61	6,838,394	0	1984	2,325	2,011,168,235	192
1948	67	5,485,750	1	1985	2,302	2,172,465,659	222
1949	74	5,676,700	0	1986	3,086	4,111,096,897	238
1950	86	8,850,404	0	1987	3,424	6,100,822,335	294
1951	95	10,781,368	0	1988	3,018	4,820,573,174	289
1952	102	11,271,391	0	1989	3,010	4,275,274,132	164
1953	81	9,959,434	0	1990	2,763	4,120,247,299	195
1954	117	12,688,352	1	1991	2,986	4,264,222,845	110
1955	155	48,064,847	5	1992	4,113	3,746,672,390	91
1956	152	26,417,011	9	1993	4,968	3,433,009,471	102
1957	160	25,725,150	6	1994	6,881	3,854,726,154	116
1958	168	32,838,450	6	1995	8,021	4,340,862,458	90
1959	201	41,841,964	19	1996	8,891	4,366,777,438	90
1960	239	38,676,160	52	1997	10,621	4,917,973,597	56
1961	340	70,151,950	51	1998	13,349	5,804,370,252	66
1962	253	60,093,300	8	1999	14,165	5,799,663,765	81
1963	224	45,746,030	4	2000	17,789	7,119,150,972	36
1964	270	51,546,333	0	2001	21,232	8,698,411,020	65
1965	383	77,723,015	1	2002	20,467	9,725,155,609	46
1966	349	100,690,421	0	2003	20,935	9,979,766,330	11
1967	459	100,982,178	0	2004	22,697	11,323,207,770	26
1968	692	192,940,066	1	2005	22,870	10,641,066,150	31
1969	954	236,369,401	1	2006	24,710	11,320,260,650	11
1970	722	178,185,790	4	2007	26,266	13,573,121,380	9
1971	918	162,482,230	2	2008	29,348	18,371,913,640	5
1972	1,007	256,222,450	28	2009	27,945	18,729,690,650	12
*1973				2010	28,523	17,213,135,000	18
1974	634	129,563,116	103	2011	23,250	18,545,492,000	5
1975	682	\$170,268,855	31	2012	28,965	17,955,119,000	20
				2013	25,179	\$18,245,373,000	13

*Adjusted from calendar year reporting to fiscal year beginning with the year 1973/1974.

Historical Data – Issuer Applications (continued)

Year	Number of Registrations	Amount of Issued Registrations in Dollars	Registrations Denied or Withdrawn
2014	27,691	\$20,654,108,000	11
2015	32,400	20,852,152,000	17
2016	33,407	21,648,937,000	17
2017	35,035	\$20,680,820,000	11

Historical Data – Registration of Broker-Dealers and Agents

Year	Broker-Dealers Registered	Number Denied	Cancellations & Withdrawals	Agents Registered	Agents Denied
1939	57	6	3	185	10
1940	65	0	1	165	0
1941	64	1	0	147	0
1942	54	0	0	112	0
1943	55	0	0	108	0
1944	59	0	0	104	0
1945	57	0	0	120	0
1946	61	0	0	168	0
1947	64	0	0	186	0
1948	67	0	0	196	0
1949	68	0	0	245	0
1950	75	0	0	262	0
1951	79	0	0	283	0
1952	83	0	0	297	0
1953	82	0	0	306	0
1954	89	0	0	345	0
1955	91	1	0	362	0
1956	94	2	0	427	0
1957	90	1	0	517	0
1958	94	4	2	563	0
1959	93	5	0	681	0
1960	94	2	0	769	0
1961	113	0	0	833	0
1962	120	0	1	720	21
1963	119	0	0	796	1
1964	122	0	0	977	1
1965	124	1	0	1,033	0
1966	138	0	0	1,106	0
1967	147	0	0	1,484	0
1968	177	0	0	1,418	0
1969	210	0	0	2,430	0
1970	237	0	0	1,964	0
1971	246	0	0	2,346	0
1972	264	0	0	2,614	1
*1973					

*Adjusted from calendar year reporting to fiscal year beginning with the year 1973/1974.

Historical Data – Registration of Broker-Dealers and Agents (continued)

Year	Broker-Dealers Registered	Number Denied	Cancellations & Withdrawals	Agents Registered	Agents Denied
1974	261	0	0	2,468	1
1975	238	0	0	1,661	0
1976	273	0	0	2,526	0
1977	272	0	0	2,534	0
1978	294	0	13	2,424	0
1979	309	0	25	2,801	0
1980	320	0	24	3,276	0
1981	333	0	8	3,685	0
1982	393	0	10	**5,843	0
1983	440	0	20	4,369	3
1984	515	0	33	6,095	1
1985	614	5	28	9,357	37
1986	667	3	49	10,099	20
1987	701	2	76	14,495	3
1988	753	0	86	16,611	0
1989	771	0	106	17,455	0
1990	776	0	107	17,672	0
1991	733	0	134	17,383	0
1992	758	0	87	18,866	0
1993	808	0	57	22,293	0
1994	888	0	51	26,574	0
1995	984	0	72	28,532	0
1996	1,078	0	84	32,175	0
1997	1,178	0	92	37,151	0
1998	1,232	0	128	44,134	0
1999	1,311	0	144	50,722	0
2000	1,459	0	86	56,606	0
2001	1,529	0	139	61,783	0
2002	1,520	0	178	57,388	0
2003	1,447	0	181	53,950	0
2004	1,436	3	110	56,214	0
2005	1,431	0	30	5,519	0
2006	1,430	0	131	63,260	0
2007	1,489	0	98	69,242	0
2008	1,470	0	7-4	70,842	0
2009	1,446	0	155	70,326	0
2010	1,425	0	134	74,970	0
2011	1,416	0	130	84,179	0
2012	1,320	0	199	86,447	0
2013	1,289	0	98	87,600	0
2014	1,360	0	21	93,483	0
2015	1,373	0	66	98,256	0
2016	1,364	0	72	102,745	0
2017	1,358	0	80	103,184	0

**A conversion to a new computer in 1982 may have caused an error in reporting the figure accurately.

